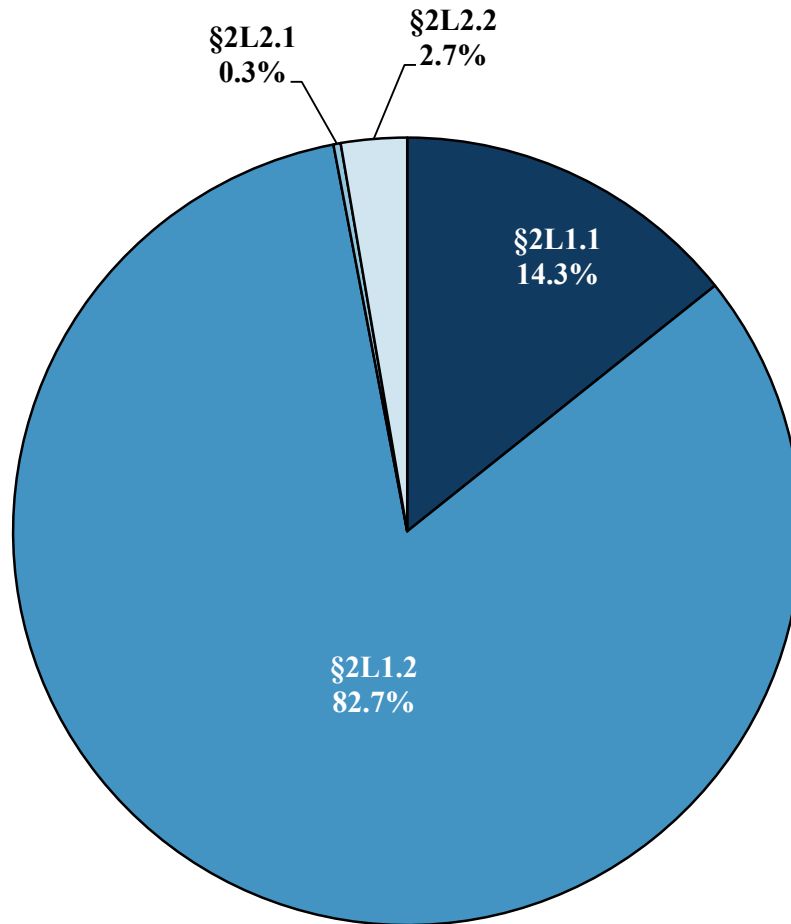


IMMIGRATION OFFENSES

Figure I-1

**DISTRIBUTION OF IMMIGRATION OFFENDERS
BY GUIDELINE¹
Fiscal Year 2020**



¹ Of the 64,565 cases, 23,759 offenders were sentenced under §§2L1.1 (Alien Smuggling), 2L1.2 (Unlawful Entering or Remaining in the United States), 2L2.1 (Trafficking in Immigration Documents, or Making False or Fraudulent Immigration Statements), or 2L2.2 (Acquiring Fraudulent Immigration Documents). Descriptions of variables used in this figure are provided in Appendix A.

SOURCE: U.S. Sentencing Commission, 2020 Datafile, USSCFY20.

Table I-1
RACE OF IMMIGRATION OFFENDERS¹
Fiscal Year 2020

GUIDELINE	TOTAL	WHITE		BLACK		HISPANIC		OTHER	
		N	%	N	%	N	%	N	%
TOTAL	23,491	441	1.9	203	0.9	22,717	96.7	130	0.6
§2L1.1	3,389	283	8.4	100	3.0	2,914	86.0	92	2.7
§2L1.2	19,395	110	0.6	55	0.3	19,224	99.1	6	0.0
§2L2.1	71	16	22.5	9	12.7	33	46.5	13	18.3
§2L2.2	636	32	5.0	39	6.1	546	85.8	19	3.0

¹ Of the 64,565 cases, 23,759 offenders were sentenced under §§2L1.1 (Alien Smuggling), 2L1.2 (Unlawful Entering or Remaining in the United States), 2L2.1 (Trafficking in Immigration Documents, or Making False or Fraudulent Immigration Statements), or 2L2.2 (Acquiring Fraudulent Immigration Documents). Of these 23,759 offenders, 268 were excluded due to missing information on offender's race. Descriptions of variables used in this table are provided in Appendix A.

SOURCE: U.S. Sentencing Commission, 2020 Datafile, USSCFY20.

Table I-2
GENDER OF IMMIGRATION OFFENDERS¹
Fiscal Year 2020

GUIDELINE	TOTAL	MALE		FEMALE	
		N	%	N	%
TOTAL	23,709	22,007	92.8	1,702	7.2
§2L1.1	3,392	2,500	73.7	892	26.3
§2L1.2	19,605	18,961	96.7	644	3.3
§2L2.1	71	47	66.2	24	33.8
§2L2.2	641	499	77.8	142	22.2

¹ Of the 64,565 cases, 23,759 offenders were sentenced under §§2L1.1 (Alien Smuggling), 2L1.2 (Unlawful Entering or Remaining in the United States), 2L2.1 (Trafficking in Immigration Documents, or Making False or Fraudulent Immigration Statements), or 2L2.2 (Acquiring Fraudulent Immigration Documents). Of these 23,759 offenders, 50 were excluded due to missing information on offender's gender. Descriptions of variables used in this table are provided in Appendix A.

SOURCE: U.S. Sentencing Commission, 2020 Datafile, USSCFY20.

Table I-3
AGE OF IMMIGRATION OFFENDERS¹
Fiscal Year 2020

GUIDELINE	TOTAL	Under 21		21 to 25		26 to 30		31 to 35		36 to 40		41 to 50		51 to 60		Over 60	
		N	%	N	%	N	%	N	%	N	%	N	%	N	%	N	%
TOTAL	23,759	988	4.2	2,973	12.5	4,152	17.5	4,692	19.7	4,283	18.0	5,041	21.2	1,383	5.8	247	1.0
§2L1.1	3,392	450	13.3	735	21.7	626	18.5	508	15.0	387	11.4	466	13.7	178	5.2	42	1.2
§2L1.2	19,654	485	2.5	2,154	11.0	3,411	17.4	4,086	20.8	3,805	19.4	4,408	22.4	1,130	5.7	175	0.9
§2L2.1	71	0	0.0	1	1.4	7	9.9	4	5.6	11	15.5	26	36.6	18	25.4	4	5.6
§2L2.2	642	53	8.3	83	12.9	108	16.8	94	14.6	80	12.5	141	22.0	57	8.9	26	4.0

¹ Of the 64,565 cases, 23,759 offenders were sentenced under §§2L1.1 (Alien Smuggling), 2L1.2 (Unlawful Entering or Remaining in the United States), 2L2.1 (Trafficking in Immigration Documents, or Making False or Fraudulent Immigration Statements), or 2L2.2 (Acquiring Fraudulent Immigration Documents). Descriptions of variables used in this table are provided in Appendix A.

SOURCE: U.S. Sentencing Commission, 2020 Datafile, USSCFY20.

Table I-4
CITIZENSHIP OF IMMIGRATION OFFENDERS¹
Fiscal Year 2020

GUIDELINE	U.S. CITIZEN		NON-U.S. CITIZEN		Resident/ Legal Alien		Illegal Alien		Extradited Alien		Alien Status Unknown	
	TOTAL	N	%	N	%	N	N	N	N	N	N	
TOTAL	23,758	2,504	10.5	21,254	89.5	249	20,950	0	55	0	0	55
§2L1.1	3,392	2,423	71.4	969	28.6	193	755	0	21	0	0	21
§2L1.2	19,654	0	0.0	19,654	100.0	19	19,615	0	20	0	0	20
§2L2.1	71	38	53.5	33	46.5	9	24	0	0	0	0	0
§2L2.2	641	43	6.7	598	93.3	28	556	0	14	0	0	14

¹ Of the 64,565 cases, 23,759 offenders were sentenced under §§2L1.1 (Alien Smuggling), 2L1.2 (Unlawful Entering or Remaining in the United States), 2L2.1 (Trafficking in Immigration Documents, or Making False or Fraudulent Immigration Statements), or 2L2.2 (Acquiring Fraudulent Immigration Documents). Of these 23,759 offenders, one was excluded due to missing information on offender's citizenship status. Descriptions of variables used in this table are provided in Appendix A.

SOURCE: U.S. Sentencing Commission, 2020 Datafile, USSCFY20.

Table I-5

CRIMINAL HISTORY CATEGORY AND CITIZENSHIP OF IMMIGRATION OFFENDERS¹
Fiscal Year 2020

CHC		Total		§2L1.1		§2L1.2		§2L2.1		§2L2.2	
		N	%	N	%	N	%	N	%	N	%
I	Total	10,772	100.0	2,056	100.0	8,136	100.0	62	100.0	518	100.0
	U.S. Citizen	1,305	12.1	1,246	60.6	0	0.0	34	54.8	25	4.8
	Non-U.S. Citizen	9,467	87.9	810	39.4	8,136	100.0	28	45.2	493	95.2
II	Total	5,305	100.0	434	100.0	4,816	100.0	4	100.0	51	100.0
	U.S. Citizen	355	6.7	349	80.4	0	0.0	1	25.0	5	9.8
	Non-U.S. Citizen	4,950	93.3	85	19.6	4,816	100.0	3	75.0	46	90.2
III	Total	4,492	100.0	428	100.0	4,018	100.0	4	100.0	42	100.0
	U.S. Citizen	392	8.7	385	90.0	0	0.0	2	50.0	5	11.9
	Non-U.S. Citizen	4,100	91.3	43	10.0	4,018	100.0	2	50.0	37	88.1
IV	Total	1,903	100.0	230	100.0	1,661	100.0	0	100.0	12	100.0
	U.S. Citizen	215	11.3	212	92.2	0	0.0	0	--	3	25.0
	Non-U.S. Citizen	1,688	88.7	18	7.8	1,661	100.0	0	--	9	75.0
V	Total	787	100.0	113	100.0	663	100.0	1	100.0	10	100.0
	U.S. Citizen	107	13.6	103	91.2	0	0.0	1	100.0	3	30.0
	Non-U.S. Citizen	680	86.4	10	8.8	663	100.0	0	0.0	7	70.0
VI	Total	499	100.0	131	100.0	360	100.0	0	100.0	8	100.0
	U.S. Citizen	130	26.1	128	97.7	0	0.0	0	--	2	25.0
	Non-U.S. Citizen	369	73.9	3	2.3	360	100.0	0	--	6	75.0

¹ Of the 64,565 cases, 23,759 offenders were sentenced under §§2L1.1 (Alien Smuggling), 2L1.2 (Unlawful Entering or Remaining in the United States), 2L2.1 (Trafficking in Immigration Documents, or Making False or Fraudulent Immigration Statements), or 2L2.2 (Acquiring Fraudulent Immigration Documents). Of these 23,759 offenders, one was excluded due to missing information on the offender's citizenship status. Descriptions of variables used in this table are provided in Appendix A.

SOURCE: U.S. Sentencing Commission, 2020 Datafile, USSCFY20.

Table I-6
EDUCATION OF IMMIGRATION OFFENDERS¹
Fiscal Year 2020

GUIDELINE	LESS THAN HIGH SCHOOL GRADUATE		HIGH SCHOOL GRADUATE		SOME COLLEGE		COLLEGE GRADUATE	
	N	%	N	%	N	%	N	%
TOTAL	20,648	79.0	3,187	15.4	943	4.6	200	1.0
§2L1.1	1,707	50.8	1,126	33.5	471	14.0	57	1.7
§2L1.2	14,347	85.4	1,949	11.6	411	2.4	85	0.5
§2L2.1	16	22.9	17	24.3	17	24.3	20	28.6
§2L2.2	248	58.4	95	22.4	44	10.4	38	8.9

¹ Of the 64,565 cases, 23,759 offenders were sentenced under §§2L1.1 (Alien Smuggling), 2L1.2 (Unlawful Entering or Remaining in the United States), 2L2.1 (Trafficking in Immigration Documents, or Making False or Fraudulent Immigration Statements), or 2L2.2 (Acquiring Fraudulent Immigration Documents). Of these 23,759 offenders, 3,111 were excluded due to missing information on offender's education. Descriptions of variables used in this table are provided in Appendix A.

SOURCE: U.S. Sentencing Commission, 2020 Datafile, USSCFY20.

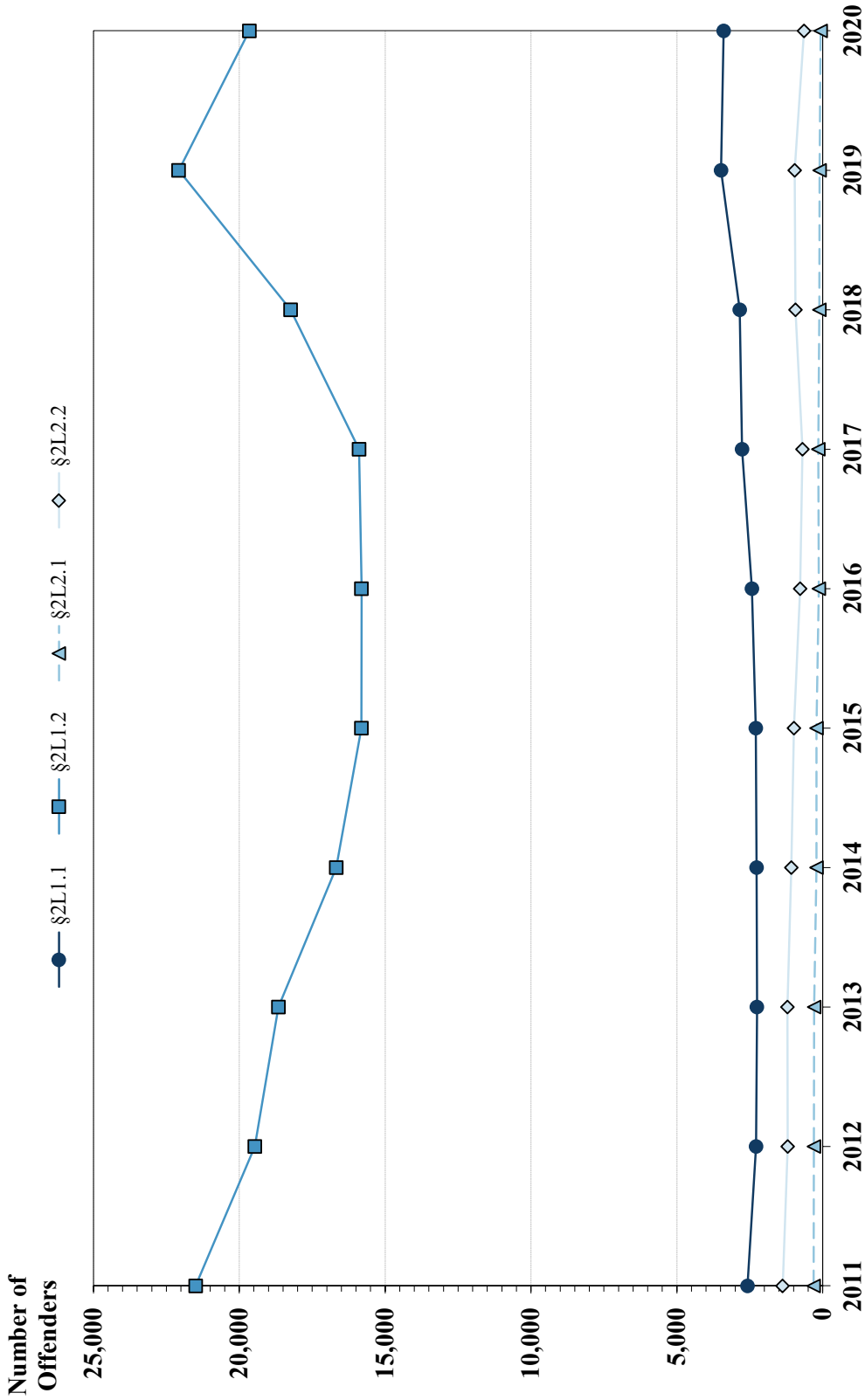
Table I-7
SENTENCE IMPOSED RELATIVE TO THE GUIDELINE RANGE FOR IMMIGRATION OFFENDERS¹
Fiscal Year 2020

GUIDELINE	WITHIN GUIDELINE RANGE		DEPARTURE						VARIANCE			
	TOTAL	%	UPWARD		§5K1.1		§5K3.1		DOWNWARD			
			N	%	N	%	N	%	N	%		
TOTAL	23,747	62.9	49	0.2	169	0.7	5,090	21.4	821	3.5	2,690	11.3
§2L1.1	3,391	41.4	15	0.4	109	3.2	1,109	32.7	113	3.3	640	18.9
§2L1.2	19,643	66.3	32	0.2	38	0.2	3,952	20.1	690	3.5	1,914	9.7
§2L2.1	71	39.4	1	1.4	17	23.9	0	0.0	1	1.4	24	33.8
§2L2.2	642	74.5	1	0.2	5	0.8	29	4.5	17	2.6	112	17.4

¹ Of the 64,565 cases, 23,759 offenders were sentenced under §§2L1.1 (Alien Smuggling), 2L1.2 (Unlawful Entering or Remaining in the United States), 2L2.1 (Trafficking in Immigration Documents, or Making False or Fraudulent Immigration Statements), or 2L2.2 (Acquiring Fraudulent Immigration Documents). Of these 23,759 offenders, 12 were excluded because information was missing from the submitted documents that prevented the comparison of the sentence and the guideline range. Descriptions of variables used in this table are provided in Appendix A.

SOURCE: U.S. Sentencing Commission, 2020 Datafile, USSCFY20.

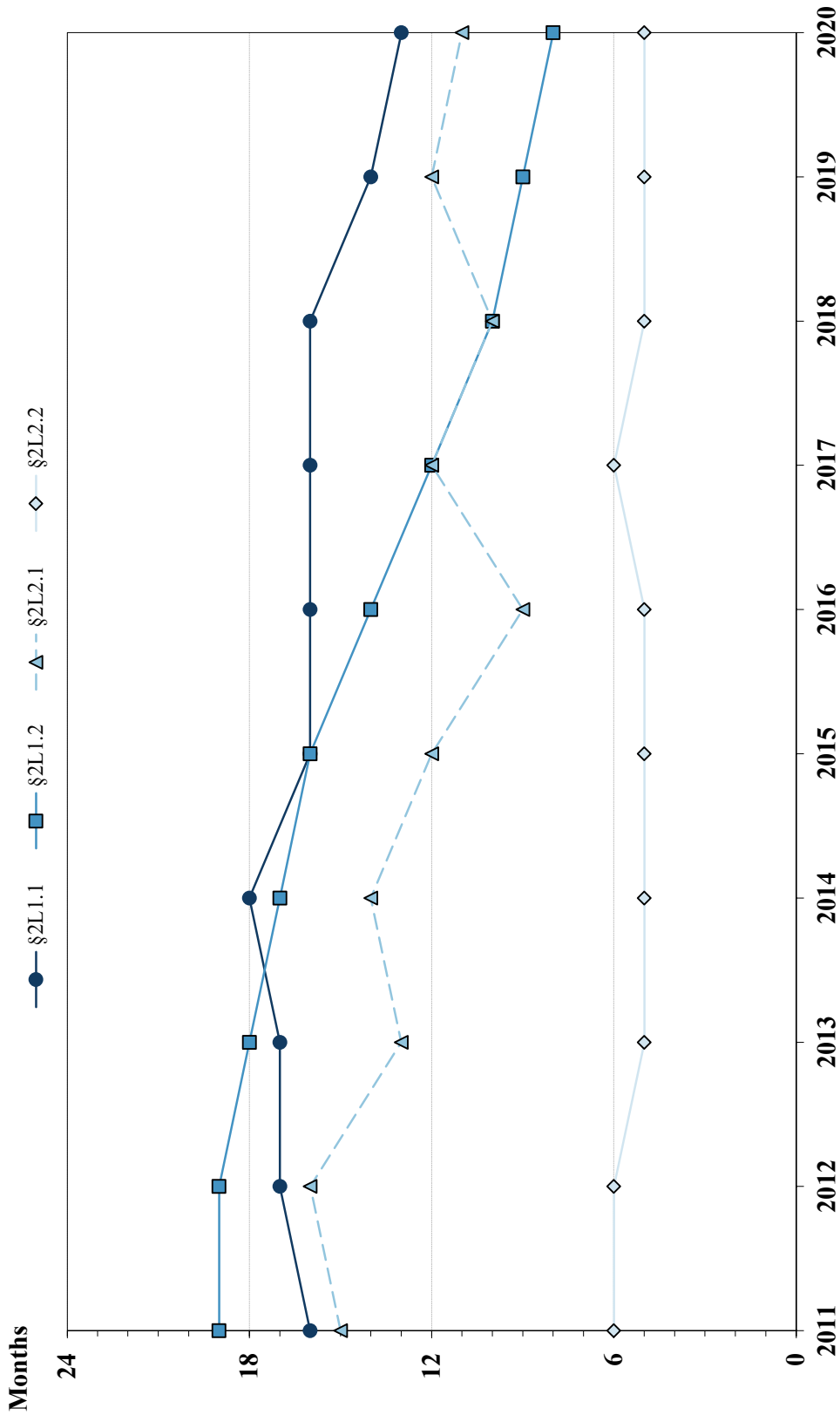
Figure I-2
NUMBER OF IMMIGRATION OFFENDERS OVER TIME¹
Fiscal Years 2011 - 2020



¹ Only offenders sentenced under §§2L1.1 (Alien Smuggling), 2L1.2 (Unlawful Entering or Remaining in the United States), 2L2.1 (Trafficking in Immigration Documents, or Making False or Fraudulent Immigration Statements), or 2L2.2 (Acquiring Fraudulent Immigration Documents) are depicted in this figure. Descriptions of variables used in this figure are provided in Appendix A.

SOURCE: U.S. Sentencing Commission, 2011 - 2020 Datafiles, USSCFY11 - USSCFY20.

Figure I-3
SENTENCE LENGTH OF IMMIGRATION OFFENDERS OVER TIME¹
Fiscal Years 2011 - 2020



¹ Only offenders sentenced under §§2L1.1 (Alien Smuggling), 2L1.2 (Unlawful Entering or Remaining in the United States), 2L2.1 (Trafficking in Immigration Documents, or Making False or Fraudulent Immigration Statements), or 2L2.2 (Acquiring Fraudulent Immigration Documents) are depicted in this figure. Sentences of 470 months or greater (including life) and probation were included in the sentence average computations as 470 months and zero months, respectively. The information in this figure includes conditions of confinement as described in USSG §5C1.1. Cases missing sentencing information were also excluded. Descriptions of variables used in this figure are provided in Appendix A.

SOURCE: U.S. Sentencing Commission, 2011 - 2020 Datafiles, USSCFY11 - USSCFY20.

