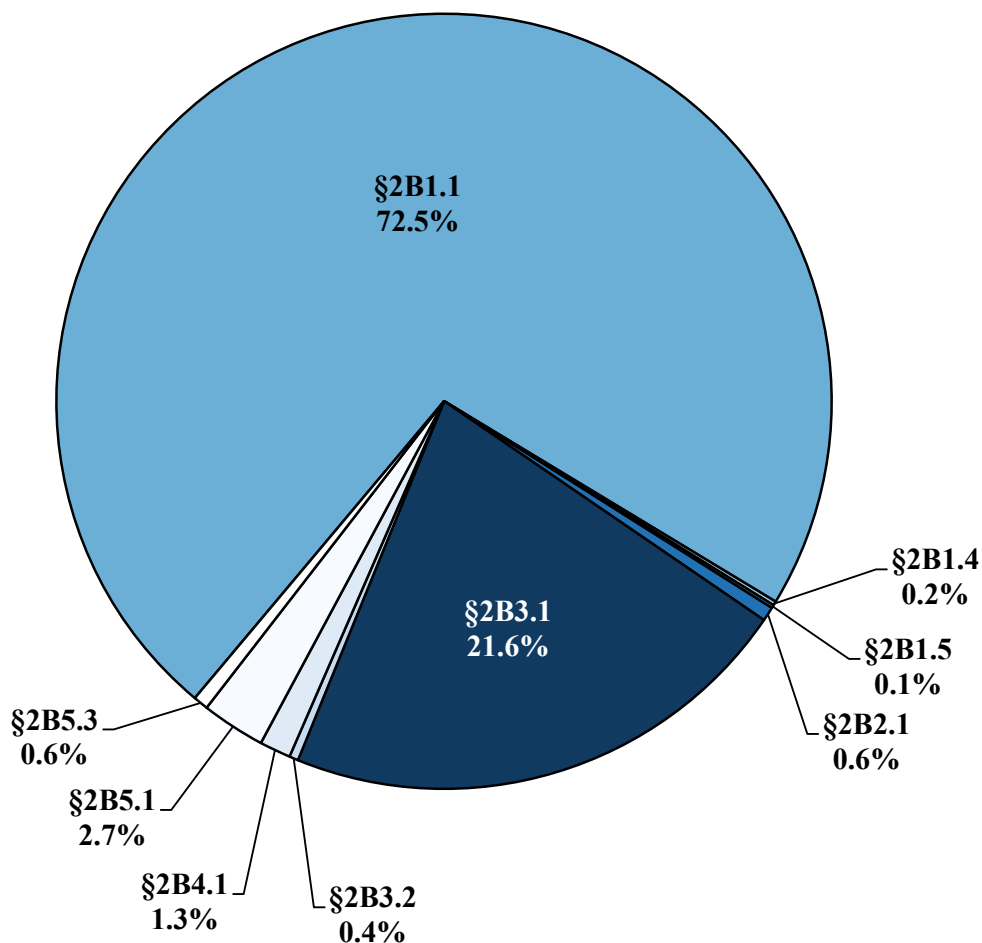


ECONOMIC OFFENSES

Figure E-1

**DISTRIBUTION OF ECONOMIC OFFENSE OFFENDERS
BY GUIDELINE¹
Fiscal Year 2020**



¹ Of the 64,565 cases, in 6,106 the offender was sentenced under USSG Chapter Two, Part B (Basic Economic Offenses). Of these, 6,005 offenders were sentenced under §§2B1.1 (Theft, Property Destruction, and Fraud Offenses), 2B1.4 (Insider Trading), 2B1.5 (Cultural Heritage Resources), 2B2.1 (Burglary), 2B3.1 (Robbery), 2B3.2 (Extortion), 2B4.1 (Bribery), 2B5.1 (Counterfeiting), or 2B5.3 (Copyright). Descriptions of variables used in this figure are provided in Appendix A.

SOURCE: U.S. Sentencing Commission, 2020 Datafile, USSCFY20.

Table E-1
RACE OF ECONOMIC OFFENSE OFFENDERS¹
Fiscal Year 2020

GUIDELINE	TOTAL		WHITE		BLACK		HISPANIC		OTHER	
	N	%	N	%	N	%	N	%	N	%
TOTAL	5,983		2,343	39.2	1,999	33.4	1,255	21.0	386	6.5
§2B1.1	4,337		1,883	43.4	1,162	26.8	993	22.9	299	6.9
§2B1.4	10		9	90.0	0	0.0	0	0.0	1	10.0
§2B1.5	8		8	100.0	0	0.0	0	0.0	0	0.0
§2B2.1	36		10	27.8	13	36.1	5	13.9	8	22.2
§2B3.1	1,294		283	21.9	759	58.7	211	16.3	41	3.2
§2B3.2	23		9	39.1	5	21.7	9	39.1	0	0.0
§2B4.1	78		37	47.4	8	10.3	21	26.9	12	15.4
§2B5.1	160		96	60.0	44	27.5	14	8.8	6	3.8
§2B5.3	37		8	21.6	8	21.6	2	5.4	19	51.4

¹ Of the 64,565 cases, in 6,106 the offender was sentenced under USSG Chapter Two, Part B (Basic Economic Offenses). Of these, 6,005 offenders were sentenced under §§2B1.1 (Theft, Property Destruction, and Fraud Offenses), 2B1.4 (Insider Trading), 2B1.5 (Cultural Heritage Resources), 2B2.1 (Burglary), 2B3.1 (Robbery), 2B3.2 (Extortion), 2B4.1 (Bribery), 2B5.1 (Counterfeiting), or 2B5.3 (Copyright). Of these 6,005 cases, 22 were excluded due to missing information on offender's race. Descriptions of variables used in this table are provided in Appendix A.

SOURCE: U.S. Sentencing Commission, 2020 Datafile, USSCFY20.

Table E-2
GENDER OF ECONOMIC OFFENSE OFFENDERS¹
Fiscal Year 2020

GUIDELINE	TOTAL		MALE		FEMALE	
	N	%	N	%	N	%
TOTAL	6,005	73.7	4,426	73.7	1,579	26.3
§2B1.1	4,356	68.2	2,972	68.2	1,384	31.8
§2B1.4	10	100.0	10	100.0	0	0.0
§2B1.5	8	87.5	7	87.5	1	12.5
§2B2.1	36	83.3	30	83.3	6	16.7
§2B3.1	1,297	91.7	1,189	91.7	108	8.3
§2B3.2	23	82.6	19	82.6	4	17.4
§2B4.1	78	57.7	45	57.7	33	42.3
§2B5.1	160	76.3	122	76.3	38	23.8
§2B5.3	37	86.5	32	86.5	5	13.5

¹ Of the 64,565 cases, in 6,106 the offender was sentenced under USSG Chapter Two, Part B (Basic Economic Offenses). Of these, 6,005 offenders were sentenced under §§2B1.1 (Theft, Property Destruction, and Fraud Offenses), 2B1.4 (Insider Trading), 2B1.5 (Cultural Heritage Resources), 2B2.1 (Burglary), 2B3.1 (Robbery), 2B3.2 (Extortion), 2B4.1 (Bribery), 2B5.1 (Counterfeiting), or 2B5.3 (Copyright). Descriptions of variables used in this table are provided in Appendix A.

SOURCE: U.S. Sentencing Commission, 2020 Datafile, USSCFY20.

Table E-3
AGE OF ECONOMIC OFFENSE OFFENDERS¹
Fiscal Year 2020

GUIDELINE	Under 21		21 to 25		26 to 30		31 to 35		36 to 40		41 to 50		51 to 60		Over 60	
	N	%	N	%	N	%	N	%	N	%	N	%	N	%	N	%
TOTAL	6,005		661	11.0	823	13.7	863	14.4	784	13.1	1,304	21.7	889	14.8	513	8.5
§2B1.1	4,356		317	7.3	491	11.3	613	14.1	590	13.5	1,074	24.7	745	17.1	460	10.6
§2B1.4	10		1	10.0	1	10.0	1	10.0	1	10.0	3	30.0	1	10.0	2	20.0
§2B1.5	8		1	12.5	2	25.0	0	0.0	0	0.0	4	50.0	1	12.5	0	0.0
§2B2.1	36		3	8.3	7	19.4	7	19.4	7	19.4	7	19.4	3	8.3	0	0.0
§2B3.1	1,297		317	24.4	284	21.9	194	15.0	132	10.2	159	12.3	91	7.0	23	1.8
§2B3.2	23		4	17.4	3	13.0	2	8.7	4	17.4	4	17.4	4	17.4	2	8.7
§2B4.1	78		0	0.0	0	0.0	4	5.1	9	11.5	17	21.8	27	34.6	21	26.9
§2B5.1	160		3	1.9	31	19.4	34	21.3	37	23.1	24	15.0	13	8.1	2	1.3
§2B5.3	37		0	0.0	4	10.8	8	21.6	4	10.8	12	32.4	4	10.8	3	8.1

¹ Of the 64,565 cases, in 6,106 the offender was sentenced under USSG Chapter Two, Part B (Basic Economic Offenses). Of these, 6,005 offenders were sentenced under §§2B1.1 (Theft, Property Destruction, and Fraud Offenses), 2B1.4 (Insider Trading), 2B1.5 (Cultural Heritage Resources), 2B2.1 (Burglary), 2B3.1 (Robbery), 2B3.2 (Extortion), 2B4.1 (Bribery), 2B5.1 (Counterfeiting), or 2B5.3 (Copyright). Descriptions of variables used in this table are provided in Appendix A.

SOURCE: U.S. Sentencing Commission, 2020 Datafile, USSCFY20.

Table E-4
CITIZENSHIP OF ECONOMIC OFFENSE OFFENDERS¹
Fiscal Year 2020

GUIDELINE	TOTAL	U.S. CITIZEN		NON-U.S. CITIZEN	
		N	%	N	%
TOTAL	5,995	5,085	84.8	910	15.2
§2B1.1	4,347	3,509	80.7	838	19.3
§2B1.4	10	8	80.0	2	20.0
§2B1.5	8	8	100.0	0	0.0
§2B2.1	36	34	94.4	2	5.6
§2B3.1	1,296	1,251	96.5	45	3.5
§2B3.2	23	22	95.7	1	4.3
§2B4.1	78	73	93.6	5	6.4
§2B5.1	160	154	96.3	6	3.8
§2B5.3	37	26	70.3	11	29.7

¹ Of the 64,565 cases, in 6,106 the offender was sentenced under USSG Chapter Two, Part B (Basic Economic Offenses). Of these, 6,005 offenders were sentenced under §§2B1.1 (Theft, Property Destruction, and Fraud Offenses), 2B1.4 (Insider Trading), 2B1.5 (Cultural Heritage Resources), 2B2.1 (Burglary), 2B3.1 (Robbery), 2B3.2 (Extortion), 2B4.1 (Bribery), 2B5.1 (Counterfeiting), or 2B5.3 (Copyright). Of these 6,005 cases, ten were excluded due to missing information on offender's citizenship status. Descriptions of variables used in this table are provided in Appendix A.

SOURCE: U.S. Sentencing Commission, 2020 Datafile, USSCFY20.

Table E-5
EDUCATION OF ECONOMIC OFFENSE OFFENDERS¹
Fiscal Year 2020

GUIDELINE	TOTAL		LESS THAN HIGH SCHOOL GRADUATE		HIGH SCHOOL GRADUATE		SOME COLLEGE		COLLEGE GRADUATE	
	N	%	N	%	N	%	N	%	N	%
TOTAL	5,906		1,226	20.8	1,926	32.6	1,667	28.2	1,087	18.4
§2B1.1	4,264		721	16.9	1,220	28.6	1,339	31.4	984	23.1
§2B1.4	10		1	10.0	0	0.0	0	0.0	9	90.0
§2B1.5	8		3	37.5	1	12.5	2	25.0	2	25.0
§2B2.1	35		14	40.0	15	42.9	6	17.1	0	0.0
§2B3.1	1,292		434	33.6	584	45.2	244	18.9	30	2.3
§2B3.2	23		8	34.8	8	34.8	4	17.4	3	13.0
§2B4.1	78		1	1.3	8	10.3	23	29.5	46	59.0
§2B5.1	160		37	23.1	76	47.5	39	24.4	8	5.0
§2B5.3	36		7	19.4	14	38.9	10	27.8	5	13.9

¹ Of the 64,565 cases, in 6,106 the offender was sentenced under USSG Chapter Two, Part B (Basic Economic Offenses). Of these, 6,005 offenders were sentenced under §§2B1.1 (Theft, Property Destruction, and Fraud Offenses), 2B1.4 (Insider Trading), 2B1.5 (Cultural Heritage Resources), 2B2.1 (Burglary), 2B3.1 (Robbery), 2B3.2 (Extortion), 2B4.1 (Bribery), 2B5.1 (Counterfeiting), or 2B5.3 (Copyright). Of these 6,005 cases, 99 were excluded due to missing information on offender's education. Descriptions of variables used in this table are provided in Appendix A.

SOURCE: U.S. Sentencing Commission, 2020 Datafile, USSCFY20.

Table E-6
LOSS AMOUNT OF ECONOMIC OFFENSE OFFENDERS¹
Fiscal Year 2020

GUIDELINE	TOTAL		NO GUIDELINE INCREASE FOR LOSS AMOUNT ²		GUIDELINE INCREASE FOR LOSS AMOUNT		AMOUNT OF LOSS ³		
	N	%	N	%	N	%	N	Mean	Median
TOTAL	5,932		2,110	35.6	3,822	64.4	4,797	\$1,427,331	\$51,281
§2B1.1	4,298		940	21.9	3,358	78.1	3,585	\$1,837,583	\$100,000
§2B1.4	10		0	0.0	10	100.0	10	\$1,260,258	\$768,520
§2B1.5	8		1	12.5	7	87.5	7	\$94,313	\$92,000
§2B2.1	36		17	47.2	19	52.8	29	\$14,374	\$9,629
§2B3.1	1,286		1,083	84.2	203	15.8	945	\$23,635	\$2,245
§2B3.2	21		11	52.4	10	47.6	10	\$327,120	\$89,410
§2B4.1	78		0	0.0	78	100.0	66	\$3,136,522	\$457,586
§2B5.1	158		57	36.1	101	63.9	124	\$18,689	\$4,600
§2B5.3	37		1	2.7	36	97.3	21	\$502,595	\$178,848

¹ Of the 64,565 cases, in 6,106 the offender was sentenced under USSG Chapter Two, Part B (Basic Economic Offenses). Of these, 6,005 offenders were sentenced under §2B1.1 (Theft, Property Destruction, and Fraud Offenses), 2B1.4 (Insider Trading), 2B1.5 (Cultural Heritage Resources), 2B2.1 (Burglary), 2B3.1 (Robbery), 2B3.2 (Extortion), 2B4.1 (Bribery), 2B5.1 (Counterfeiting), or 2B5.3 (Copyright). Of these, the Commission received complete guideline application information for 5,932 cases. In 3,822 cases the guideline range was enhanced due to the amount of loss involved in the case. Descriptions of variables used in this table are provided in Appendix A.

² A loss may exist in cases where there was no guideline increase for loss amount and those amounts are included in the amount of loss columns.

³ Cases in which an exact loss amount was not reported were excluded from the amount of loss computation.

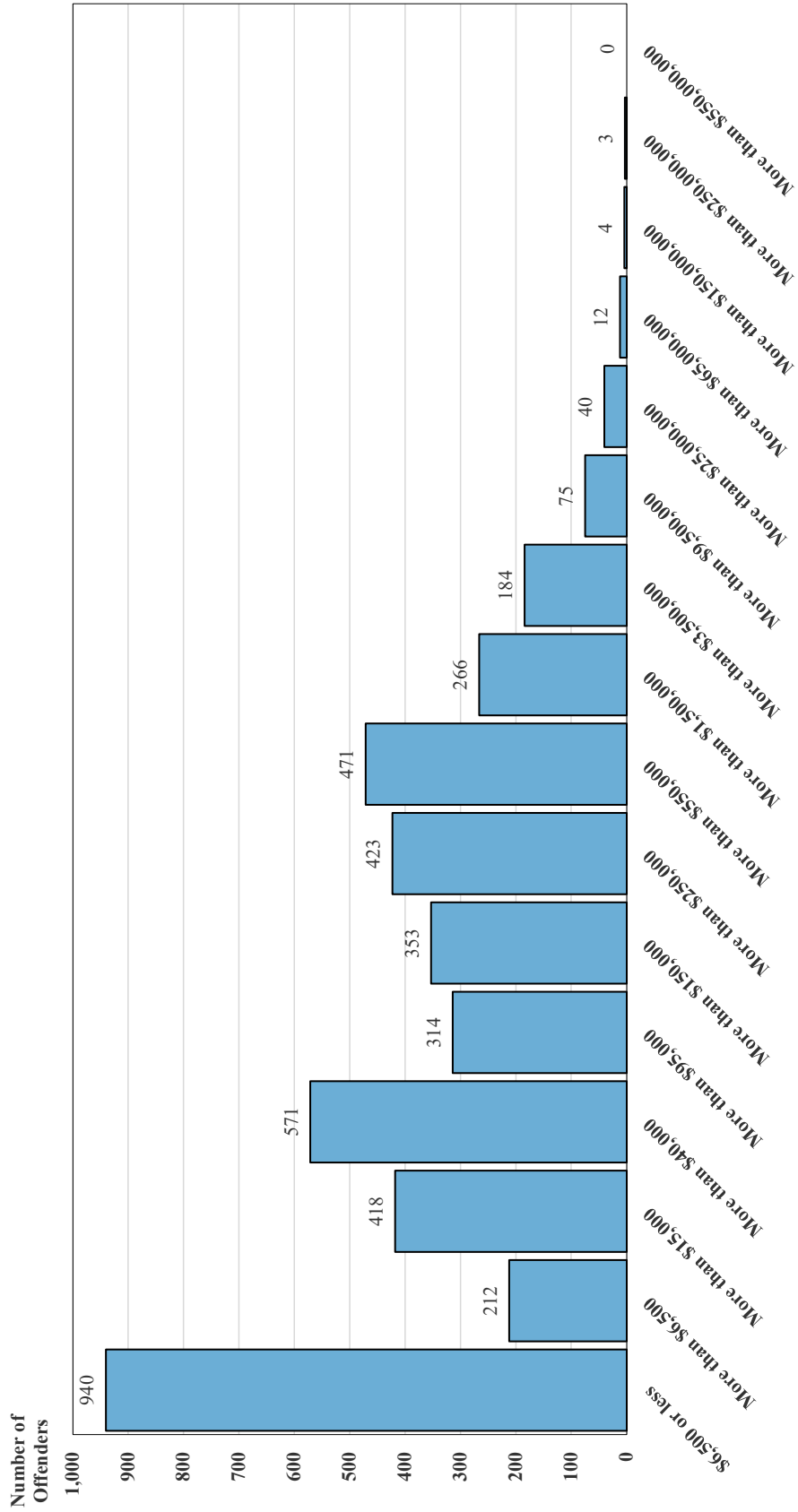
Table E-7
SENTENCE IMPOSED RELATIVE TO THE GUIDELINE RANGE FOR ECONOMIC OFFENSE OFFENDERS¹
Fiscal Year 2020

GUIDELINE	TOTAL	WITHIN GUIDELINE RANGE			UPWARD			\$5K1.1			DEPARTURE			\$5K3.1			DOWNWARD			VARIANCE					
		N	%		N	%		N	%		N	%		N	%		N	%		N	%				
TOTAL	6,001	2,621	43.7	29	0.5	710	11.8	3	0.0	229	3.8	40.1	4,353	1,930	44.3	18	0.4	502	11.5	3	0.1	151	3.5	1,749	40.2
§2B1.1	10	1	10.0	0	0.0	1	10.0	0	0.0	1	10.0	7	§2B1.4	8	1	12.5	0	0.0	0	0.0	0	0.0	7	87.5	
§2B1.5	36	16	44.4	0	0.0	3	8.3	0	0.0	2	5.6	41.7	§2B2.1	36	16	44.4	0	0.0	3	8.3	0	2	5.6	15	41.7
§2B3.1	1,296	551	42.5	9	0.7	152	11.7	0	0.0	68	5.2	39.8	§2B3.2	23	7	30.4	0	0.0	3	13.0	0	0	13	56.5	
§2B4.1	78	12	15.4	0	0.0	32	41.0	0	0.0	4	5.1	38.5	§2B5.1	160	98	61.3	2	1.3	11	6.9	0	2	1.3	47	29.4
§2B5.3	37	5	13.5	0	0.0	6	16.2	0	0.0	1	2.7	67.6													

¹ Of the 64,565 cases, in 6,106 the offender was sentenced under USSG Chapter Two, Part B (Basic Economic Offenses). Of these, 6,005 offenders were sentenced under §§2B1.1 (Theft, Property Destruction, and Fraud Offenses), 2B1.4 (Insider Trading), 2B1.5 (Cultural Heritage Resources), 2B2.1 (Burglary), 2B3.1 (Robbery), 2B3.2 (Extortion), 2B4.1 (Bribery), 2B5.1 (Counterfeiting), or 2B5.3 (Copyright). Of these 6,005 cases, four were excluded because information was missing from the submitted documents that prevented the comparison of the sentence and the guideline range. Descriptions of variables used in this table are provided in Appendix A.

SOURCE: U.S. Sentencing Commission, 2020 Datafile, USSCFY20.

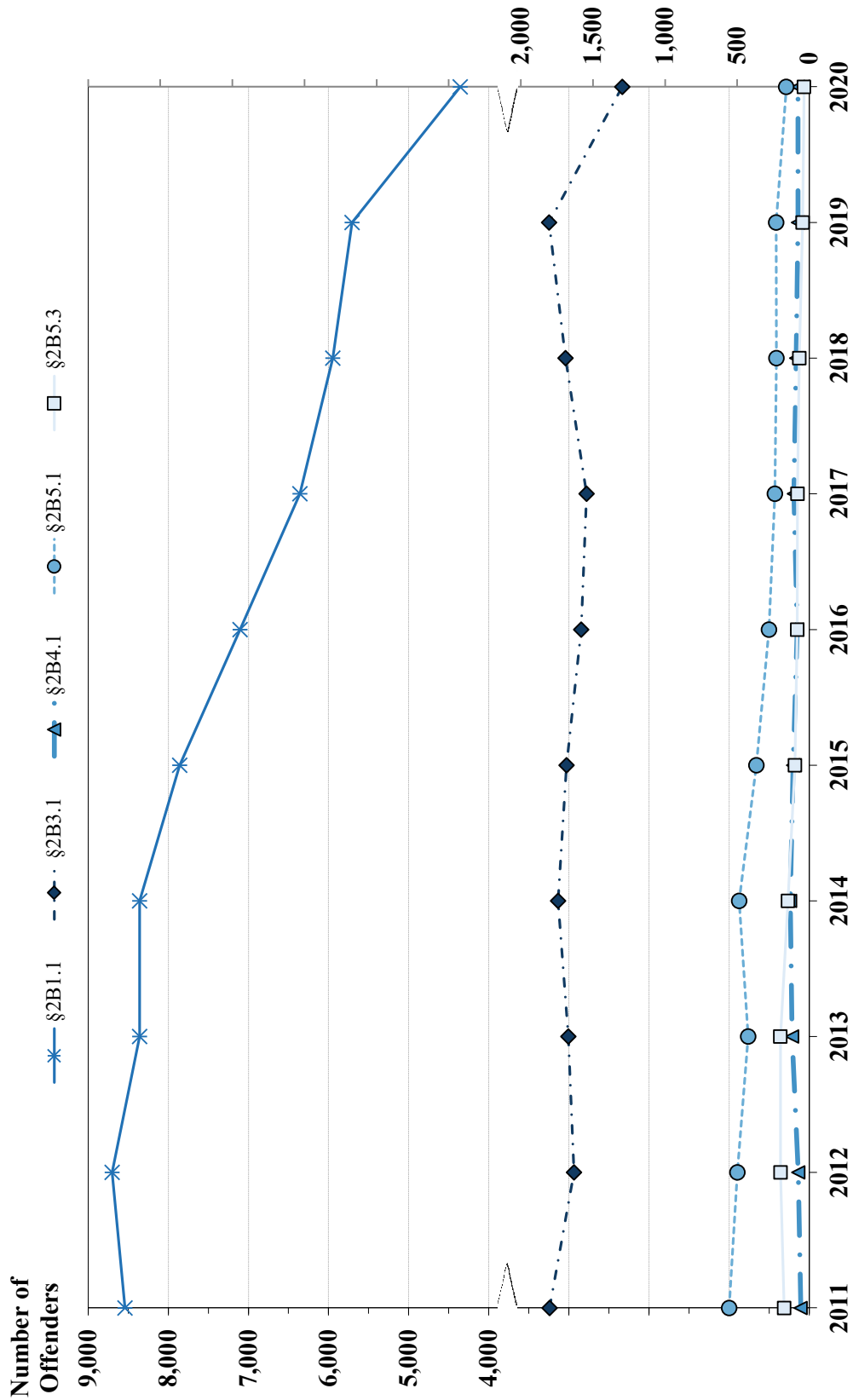
Figure E-2
NUMBER OF OFFENDERS IN EACH §2B1.1 LOSS TABLE CATEGORY¹
Fiscal Year 2020



¹ Of the 64,565 cases, the Commission received complete guideline application information for 59,255 cases. Of these, 4,298 offenders were sentenced under §2B1.1 (Theft, Property Destruction, and Fraud Offenses). An additional 12 were excluded that were sentenced using a *Guidelines Manual* in effect prior to November 1, 2015. Descriptions of variables used in this figure are provided in Appendix A.

SOURCE: U.S. Sentencing Commission, 2020 Datafile, USSCFY20.

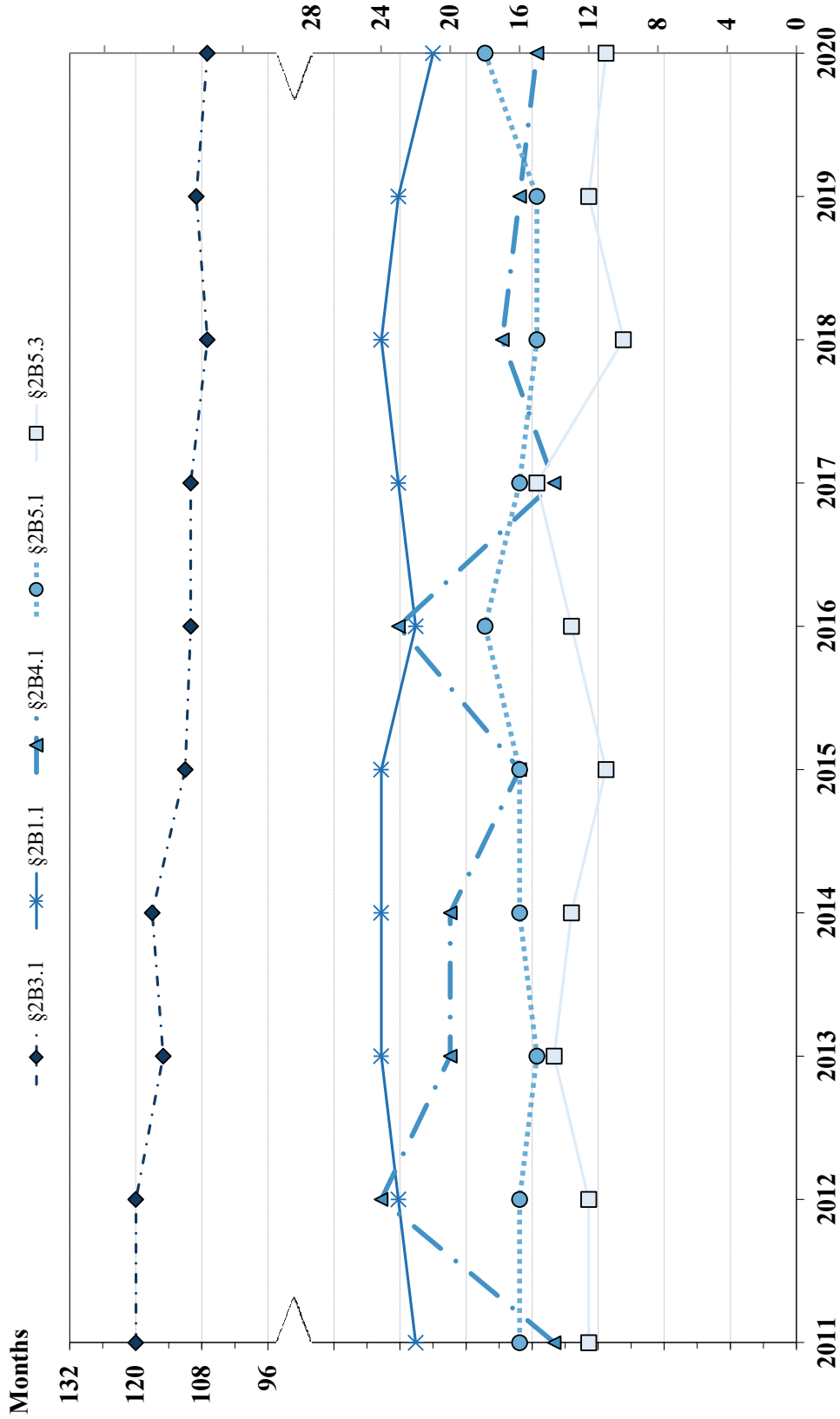
Figure E-3
NUMBER OF ECONOMIC OFFENSE OFFENDERS OVER TIME¹
Fiscal Years 2011 - 2020



¹ Only offenders sentenced under §§2B1.1 (Theft, Property Destruction, and Fraud Offenses), 2B3.1 (Robbery), 2B4.1 (Bribery), 2B5.1 (Counterfeiting), or 2B5.3 (Copyright) are depicted in this figure. Descriptions of variables used in this figure are provided in Appendix A.

SOURCE: U.S. Sentencing Commission, 2011 - 2020 Datafiles, USSCFY11 - USSCFY20.

Figure E-4
SENTENCE LENGTH OF ECONOMIC OFFENSE OFFENDERS OVER TIME¹
Fiscal Years 2011 - 2020



¹ Only offenders sentenced under §§2B1.1 (Theft, Property Destruction, and Fraud Offenses), 2B3.1 (Bribery), 2B4.1 (Robbery), 2B5.1 (Counterfeiting), or 2B5.3 (Copyright) are depicted in this figure. Sentences of 470 months or greater (including life) and probation were included in the sentence average computations as 470 months and zero months, respectively. The information in this figure includes conditions of confinement as described in USSC §5C1.1. Cases missing sentencing information were also excluded. Descriptions of variables used in this figure are provided in Appendix A.

SOURCE: U.S. Sentencing Commission, 2011 - 2020 Datafiles, USSCFY11 - USSCFY20.