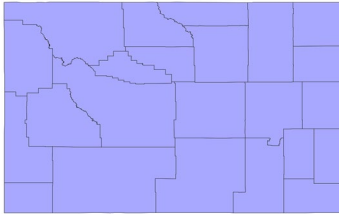


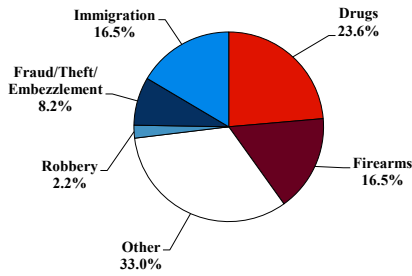
District at a Glance

District of Wyoming

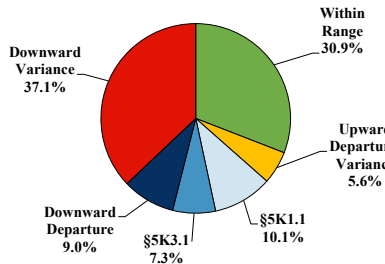
Fiscal Year 2019



Type of Crime



Sentence Imposed Relative to the Guideline Range



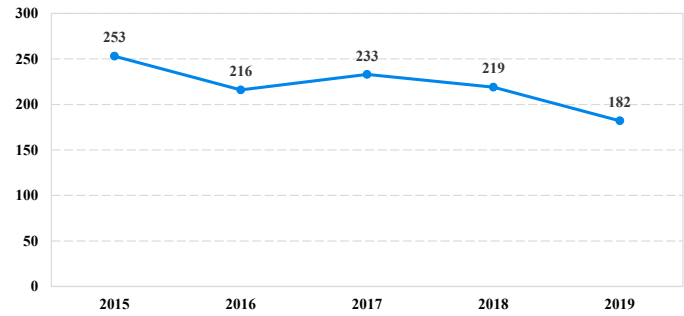
SENTENCING INFORMATION BY TYPE OF CRIME

	TOTAL	Immigration	Drug Trafficking	Firearms	Fraud/Theft /Embezzle	Robbery	Child Porn	Money Laundering	All Other
TOTAL	182	30	43	30	15	4	11	1	48
Mean Sentence (months)	65	4	93	50	22	340	63	--	79
Median Sentence (months)	37	2	100	46	18	378	41	--	40
IMPRISONMENT									
Total Receiving Imprisonment	171	30	43	30	12	4	11	1	40
Prison Only	167	30	43	27	12	4	11	1	39
Up to 12 Months	40	26	5	2	1	0	1	0	5
13 to 60 Months	68	4	11	16	11	0	7	1	18
61 to 120 Months	32	0	17	8	0	0	2	0	5
Over 120 Months	27	0	10	1	0	4	1	0	11
Prison and Alternatives	4	0	0	3	0	0	0	0	1
PROBATION									
Total Receiving Probation	8	0	0	0	3	0	0	0	5
Probation Only	6	0	0	0	2	0	0	0	4
Probation and Alternatives	2	0	0	0	1	0	0	0	1
FINE ONLY									
Total Receiving Fine Only	3	0	0	0	0	0	0	0	3

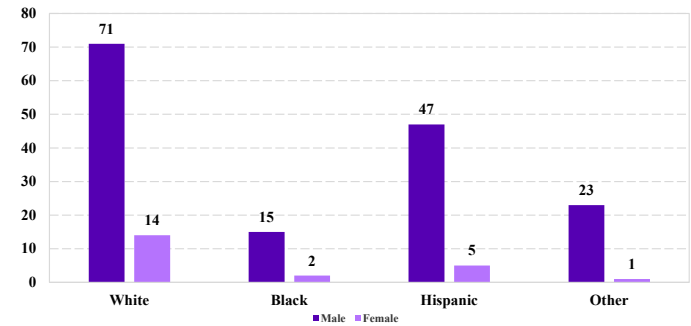
Cases with indeterminable sentence terms are excluded from the calculation of the Mean Sentence or Median Sentence category. Sentences greater than 470 months and probation were included in the sentence average computations as 470 months and zero months, respectively. Cases in the Total Receiving Imprisonment, Total Receiving Probation, and Fine Only categories total 100 percent of all cases. Cases missing information required for a specific analysis were excluded from that analysis. Descriptions of variables used in this analysis are provided in Appendix A.

SOURCE: U.S. Sentencing Commission, 2015 - 2019 Datafiles, USSCFY15 - USSCFY19.

Number of Federal Offenders Over Time



Race and Gender



Citizenship, Guilty Pleas, and Trials

