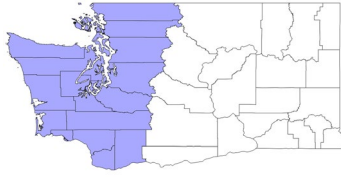


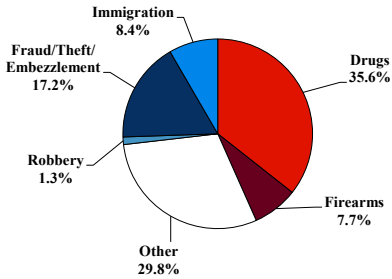
District at a Glance

Western District of Washington

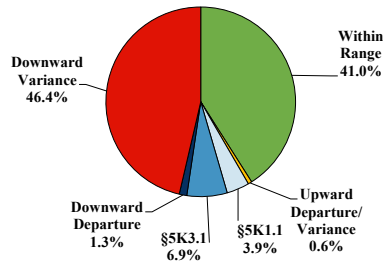
Fiscal Year 2019



Type of Crime



Sentence Imposed Relative to the Guideline Range



SENTENCING INFORMATION BY TYPE OF CRIME

	TOTAL	Immigration	Drug Trafficking	Firearms	Fraud/Theft/Embezzle	Robbery	Child Porn	Money Laundering	All Other
Total	466	39	151	36	80	6	16	8	130
Mean Sentence (months)	31	6	56	30	13	86	63	66	13
Median Sentence (months)	12	5	60	27	0	75	54	42	0

IMPRISONMENT

Total Receiving Imprisonment	377	39	151	35	37	6	16	8	85
Prison Only	361	39	146	32	35	6	15	7	81
Up to 12 Months	122	34	11	5	9	1	1	1	60
13 to 60 Months	156	5	77	25	24	1	7	3	14
61 to 120 Months	70	0	53	2	2	2	7	1	3
Over 120 Months	13	0	5	0	0	2	0	2	4
Prison and Alternatives	16	0	5	3	2	0	1	1	4

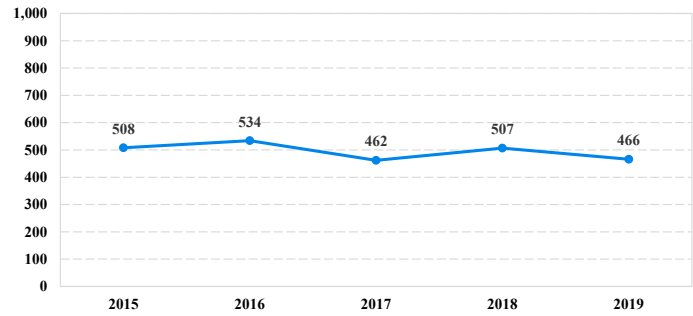
PROBATION

Total Receiving Probation	24	0	0	1	18	0	0	0	5
Probation Only	23	0	0	1	18	0	0	0	4
Probation and Alternatives	1	0	0	0	0	0	0	0	1
FINE ONLY	65	0	0	0	25	0	0	0	40

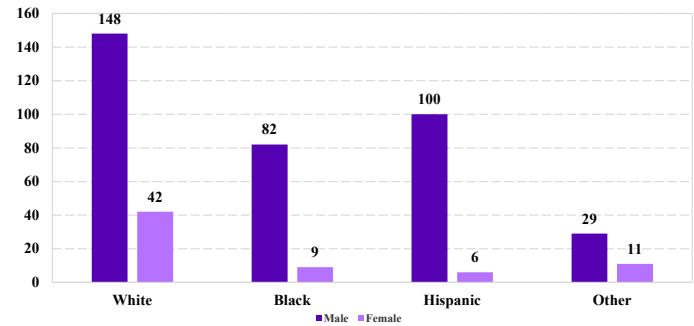
Cases with indeterminable sentence terms are excluded from the calculation of the Mean Sentence or Median Sentence category. Sentences greater than 470 months and probation were included in the sentence average computations as 470 months and zero months, respectively. Cases in the Total Receiving Imprisonment, Total Receiving Probation, and Fine Only categories total 100 percent of all cases. Cases missing information required for a specific analysis were excluded from that analysis. Descriptions of variables used in this analysis are provided in Appendix A.

SOURCE: U.S. Sentencing Commission, 2015 - 2019 Datafiles, USSCFY15 - USSCFY19.

Number of Federal Offenders Over Time



Race and Gender



Citizenship, Guilty Pleas, and Trials

