

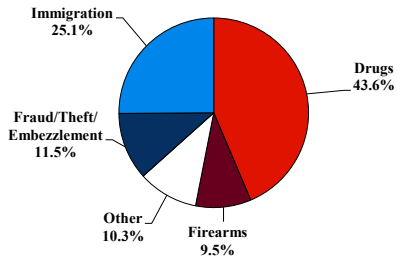
# District at a Glance

## Western District of Virginia

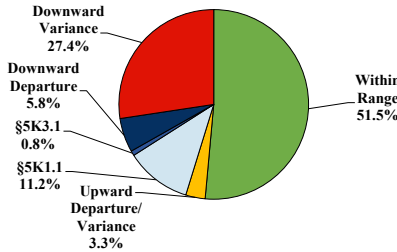
### Fiscal Year 2019



#### Type of Crime



#### Sentence Imposed Relative to the Guideline Range



#### SENTENCING INFORMATION BY TYPE OF CRIME

	TOTAL	Immigration	Drug Trafficking	Firearms	Fraud/Theft /Embezzle	Robbery	Child Porn	Money Laundering	All Other
	243	61	106	23	28	0	3	0	22
Mean Sentence (months)	58	5	105	38	11	--	174	--	48
Median Sentence (months)	24	3	87	30	6	--	84	--	24

#### IMPRISONMENT

<b>Total Receiving Imprisonment</b>	<b>217</b>	<b>60</b>	<b>103</b>	<b>18</b>	<b>14</b>	<b>0</b>	<b>3</b>	<b>0</b>	<b>19</b>
Prison Only	211	60	101	17	13	0	3	0	17
Up to 12 Months	64	53	1	0	7	0	0	0	3
13 to 60 Months	71	7	34	13	5	0	0	0	12
61 to 120 Months	36	0	30	3	1	0	2	0	0
Over 120 Months	40	0	36	1	0	0	1	0	2
Prison and Alternatives	6	0	2	1	1	0	0	0	2

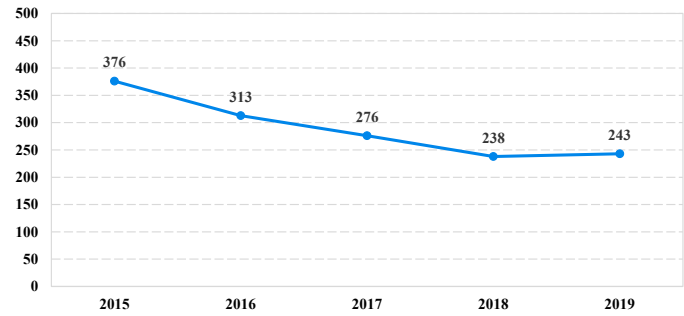
#### PROBATION

<b>Total Receiving Probation</b>	<b>26</b>	<b>1</b>	<b>3</b>	<b>5</b>	<b>14</b>	<b>0</b>	<b>0</b>	<b>0</b>	<b>3</b>
Probation Only	14	1	3	2	6	0	0	0	2
Probation and Alternatives	12	0	0	3	8	0	0	0	1
<b>FINE ONLY</b>	<b>0</b>	<b>0</b>	<b>0</b>	<b>0</b>	<b>0</b>	<b>0</b>	<b>0</b>	<b>0</b>	<b>0</b>

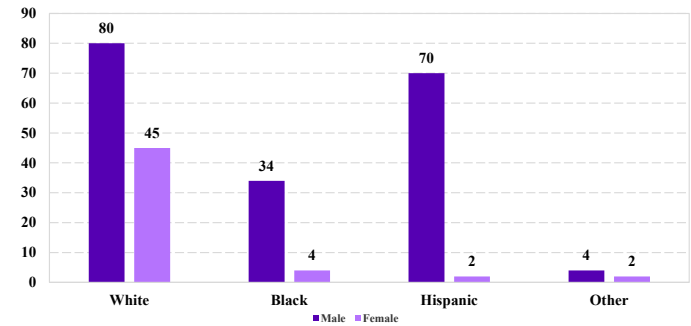
Cases with indeterminable sentence terms are excluded from the calculation of the Mean Sentence or Median Sentence category. Sentences greater than 470 months and probation were included in the sentence average computations as 470 months and zero months, respectively. Cases in the Total Receiving Imprisonment, Total Receiving Probation, and Fine Only categories total 100 percent of all cases. Cases missing information required for a specific analysis were excluded from that analysis. Descriptions of variables used in this analysis are provided in Appendix A.

SOURCE: U.S. Sentencing Commission, 2015 - 2019 Datafiles, USSCFY15 - USSCFY19.

#### Number of Federal Offenders Over Time



#### Race and Gender



#### Citizenship, Guilty Pleas, and Trials

