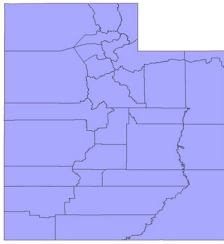


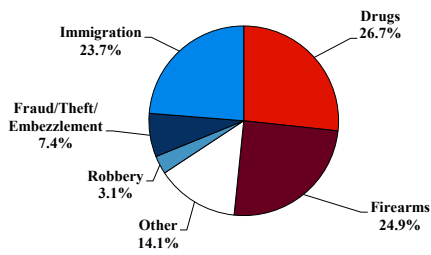
District at a Glance

District of Utah

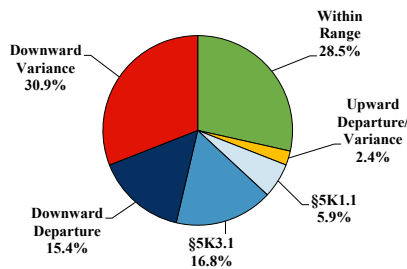
Fiscal Year 2019



Type of Crime



Sentence Imposed Relative to the Guideline Range



SENTENCING INFORMATION BY TYPE OF CRIME

	TOTAL	Immigration	Drug Trafficking	Firearms	Fraud/Theft /Embezzle	Robbery	Child Porn	Money Laundering	All Other
TOTAL	674	160	177	168	50	21	24	9	65
Mean Sentence (months)	35	7	53	34	19	71	69	59	36
Median Sentence (months)	24	3	48	30	18	51	54	12	15

IMPRISONMENT

Total Receiving Imprisonment	591	122	171	156	37	19	24	7	55
Prison Only	580	121	170	151	37	17	24	7	53
Up to 12 Months	132	80	9	19	7	0	0	3	14
13 to 60 Months	347	41	108	114	27	9	14	2	32
61 to 120 Months	76	0	43	16	3	4	7	0	3
Over 120 Months	25	0	10	2	0	4	3	2	4
Prison and Alternatives	11	1	1	5	0	2	0	0	2

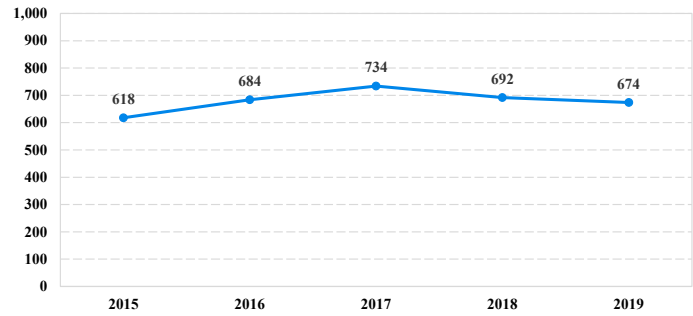
PROBATION

Total Receiving Probation	76	38	5	12	10	2	0	2	7
Probation Only	70	38	5	10	6	2	0	2	7
Probation and Alternatives	6	0	0	2	4	0	0	0	0
FINE ONLY	7	0	1	0	3	0	0	0	3

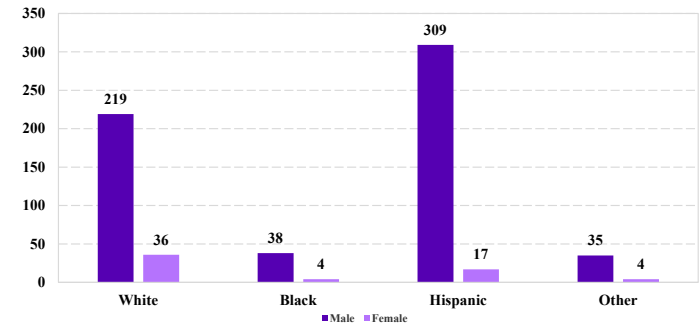
Cases with indeterminable sentence terms are excluded from the calculation of the Mean Sentence or Median Sentence category. Sentences greater than 470 months and probation were included in the sentence average computations as 470 months and zero months, respectively. Cases in the Total Receiving Imprisonment, Total Receiving Probation, and Fine Only categories total 100 percent of all cases. Cases missing information required for a specific analysis were excluded from that analysis. Descriptions of variables used in this analysis are provided in Appendix A.

SOURCE: U.S. Sentencing Commission, 2015 - 2019 Datafiles, USSCFY15 - USSCFY19.

Number of Federal Offenders Over Time



Race and Gender



Citizenship, Guilty Pleas, and Trials

