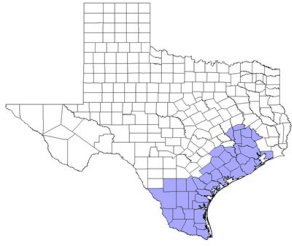


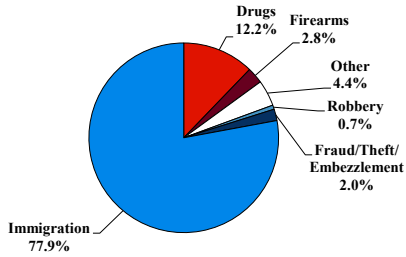
# District at a Glance

## Southern District of Texas

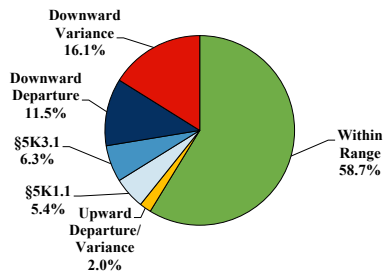
### Fiscal Year 2019



#### Type of Crime



#### Sentence Imposed Relative to the Guideline Range



#### SENTENCING INFORMATION BY TYPE OF CRIME

	TOTAL	Immigration	Drug Trafficking	Firearms	Fraud/Theft/Embezzle	Robbery	Child Porn	Money Laundering	All Other
<b>Total</b>	<b>7,815</b>	<b>6,089</b>	<b>952</b>	<b>216</b>	<b>153</b>	<b>56</b>	<b>39</b>	<b>71</b>	<b>239</b>
Mean Sentence (months)	24	14	63	38	33	136	88	53	59
Median Sentence (months)	13	10	50	29	18	138	72	30	20

#### IMPRISONMENT

<b>Total Receiving Imprisonment</b>	<b>7,597</b>	<b>5,944</b>	<b>942</b>	<b>204</b>	<b>131</b>	<b>56</b>	<b>39</b>	<b>67</b>	<b>214</b>
Prison Only	7,467	5,858	929	189	123	55	39	66	208
Up to 12 Months	3,140	3,009	29	18	27	1	1	9	46
13 to 60 Months	3,733	2,793	562	131	74	8	14	38	113
61 to 120 Months	410	55	242	36	19	13	16	12	17
Over 120 Months	184	1	96	4	3	33	8	7	32
Prison and Alternatives	130	86	13	15	8	1	0	1	6

#### PROBATION

<b>Total Receiving Probation</b>	<b>218</b>	<b>145</b>	<b>10</b>	<b>12</b>	<b>22</b>	<b>0</b>	<b>0</b>	<b>4</b>	<b>25</b>
Probation Only	121	62	8	5	21	0	0	3	22
Probation and Alternatives	97	83	2	7	1	0	0	1	3

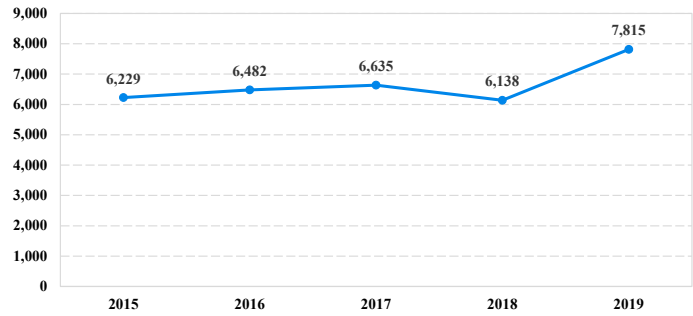
#### FINE ONLY

<b>Total</b>	<b>0</b>	<b>0</b>	<b>0</b>	<b>0</b>	<b>0</b>	<b>0</b>	<b>0</b>	<b>0</b>	<b>0</b>
--------------	----------	----------	----------	----------	----------	----------	----------	----------	----------

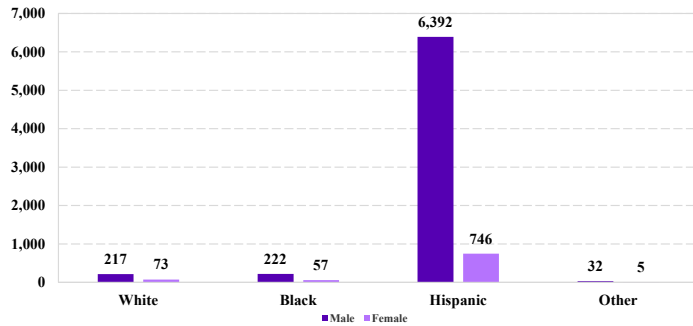
Cases with indeterminable sentence terms are excluded from the calculation of the Mean Sentence or Median Sentence category. Sentences greater than 470 months and probation were included in the sentence average computations as 470 months and zero months, respectively. Cases in the Total Receiving Imprisonment, Total Receiving Probation, and Fine Only categories total 100 percent of all cases. Cases missing information required for a specific analysis were excluded from that analysis. Descriptions of variables used in this analysis are provided in Appendix A.

SOURCE: U.S. Sentencing Commission, 2015 - 2019 Datafiles, USSCFY15 - USSCFY19.

#### Number of Federal Offenders Over Time



#### Race and Gender



#### Citizenship, Guilty Pleas, and Trials

