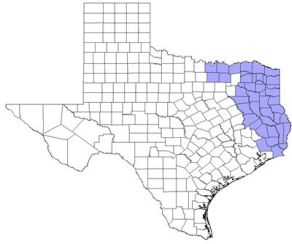


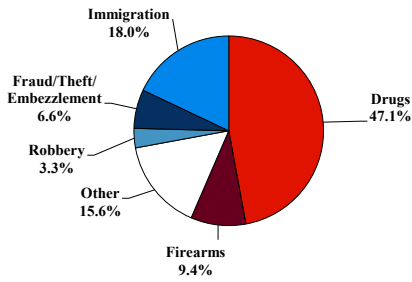
District at a Glance

Eastern District of Texas

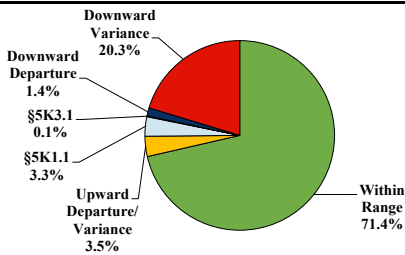
Fiscal Year 2019



Type of Crime



Sentence Imposed Relative to the Guideline Range



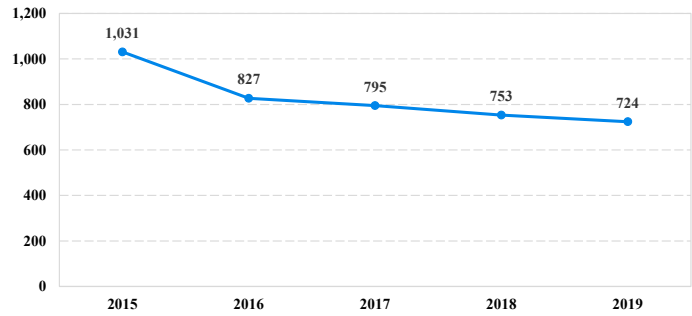
SENTENCING INFORMATION BY TYPE OF CRIME

	TOTAL	Immigration	Drug Trafficking	Firearms	Fraud/Theft /Embezzle	Robbery	Child Porn	Money Laundering	All Other
TOTAL	724	130	341	68	48	24	17	9	87
Mean Sentence (months)	85	15	133	53	24	121	110	144	36
Median Sentence (months)	60	6	120	44	17	110	97	121	20
IMPRISONMENT									
Total Receiving Imprisonment	693	129	336	67	35	24	17	9	76
Prison Only	687	129	335	66	32	24	16	9	76
Up to 12 Months	100	83	0	1	6	0	0	1	9
13 to 60 Months	250	44	72	43	21	9	3	1	57
61 to 120 Months	154	2	106	21	5	3	9	2	6
Over 120 Months	183	0	157	1	0	12	4	5	4
Prison and Alternatives	6	0	1	1	3	0	1	0	0
PROBATION									
Total Receiving Probation	29	1	5	1	13	0	0	0	9
Probation Only	23	1	5	0	8	0	0	0	9
Probation and Alternatives	6	0	0	1	5	0	0	0	0
FINE ONLY									
Total Receiving Fine Only	2	0	0	0	0	0	0	0	2

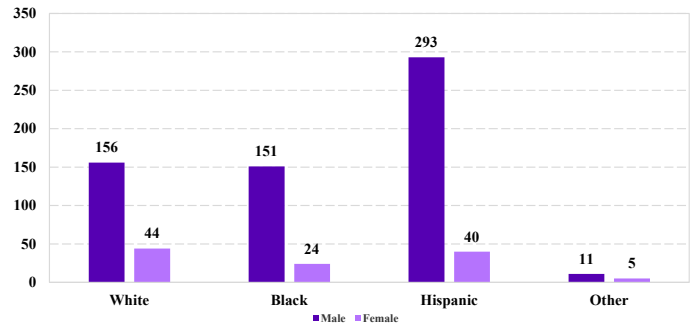
Cases with indeterminable sentence terms are excluded from the calculation of the Mean Sentence or Median Sentence category. Sentences greater than 470 months and probation were included in the sentence average computations as 470 months and zero months, respectively. Cases in the Total Receiving Imprisonment, Total Receiving Probation, and Fine Only categories total 100 percent of all cases. Cases missing information required for a specific analysis were excluded from that analysis. Descriptions of variables used in this analysis are provided in Appendix A.

SOURCE: U.S. Sentencing Commission, 2015 - 2019 Datafiles, USSCFY15 - USSCFY19.

Number of Federal Offenders Over Time



Race and Gender



Citizenship, Guilty Pleas, and Trials

