

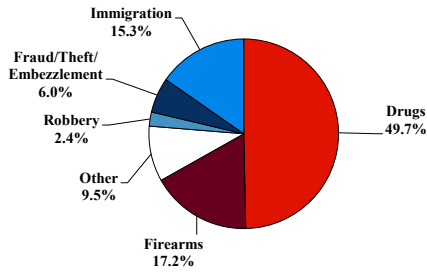
# District at a Glance

## Eastern District of Tennessee

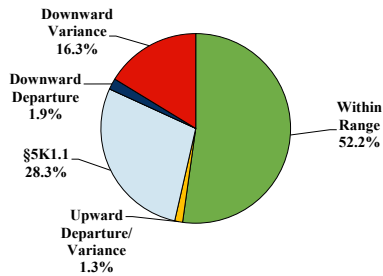
### Fiscal Year 2019



#### Type of Crime



#### Sentence Imposed Relative to the Guideline Range



#### SENTENCING INFORMATION BY TYPE OF CRIME

	TOTAL	Immigration	Drug Trafficking	Firearms	Fraud/Theft /Embezzle	Robbery	Child Porn	Money Laundering	All Other
	751	115	371	129	45	18	11	19	43
Mean Sentence (months)	73	8	104	54	17	104	94	132	46
Median Sentence (months)	60	4	97	46	10	114	60	112	18

#### IMPRISONMENT

<b>Total Receiving Imprisonment</b>	<b>722</b>	<b>115</b>	<b>364</b>	<b>126</b>	<b>29</b>	<b>18</b>	<b>11</b>	<b>19</b>	<b>40</b>
Prison Only	713	115	361	124	27	18	11	18	39
Up to 12 Months	135	101	8	7	9	0	0	0	10
13 to 60 Months	215	11	81	75	15	3	6	3	21
61 to 120 Months	211	1	151	34	3	10	2	7	3
Over 120 Months	152	2	121	8	0	5	3	8	5
Prison and Alternatives	9	0	3	2	2	0	0	1	1

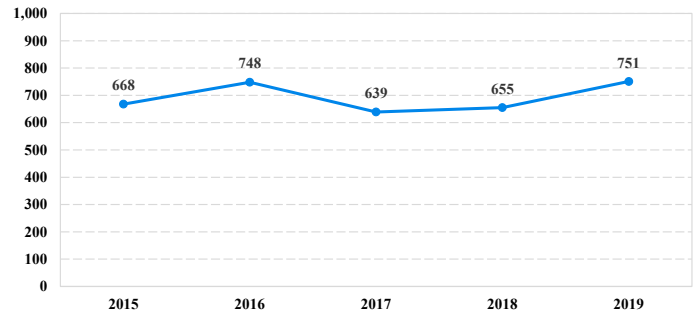
#### PROBATION

<b>Total Receiving Probation</b>	<b>29</b>	<b>0</b>	<b>7</b>	<b>3</b>	<b>16</b>	<b>0</b>	<b>0</b>	<b>0</b>	<b>3</b>
Probation Only	19	0	3	1	14	0	0	0	1
Probation and Alternatives	10	0	4	2	2	0	0	0	2
<b>FINE ONLY</b>	<b>0</b>	<b>0</b>	<b>0</b>	<b>0</b>	<b>0</b>	<b>0</b>	<b>0</b>	<b>0</b>	<b>0</b>

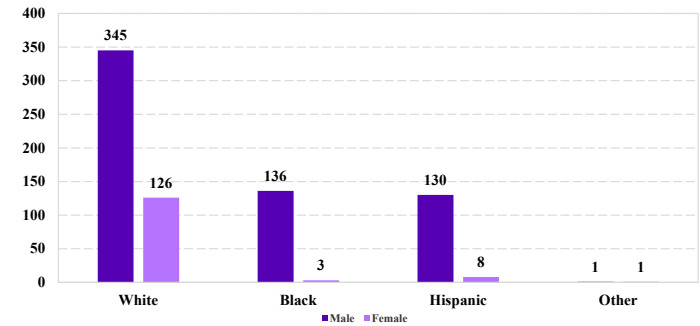
Cases with indeterminable sentence terms are excluded from the calculation of the Mean Sentence or Median Sentence category. Sentences greater than 470 months and probation were included in the sentence average computations as 470 months and zero months, respectively. Cases in the Total Receiving Imprisonment, Total Receiving Probation, and Fine Only categories total 100 percent of all cases. Cases missing information required for a specific analysis were excluded from that analysis. Descriptions of variables used in this analysis are provided in Appendix A.

SOURCE: U.S. Sentencing Commission, 2015 - 2019 Datafiles, USSCFY15 - USSCFY19.

#### Number of Federal Offenders Over Time



#### Race and Gender



#### Citizenship, Guilty Pleas, and Trials

