

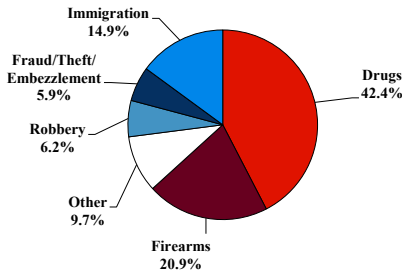
District at a Glance

Puerto Rico

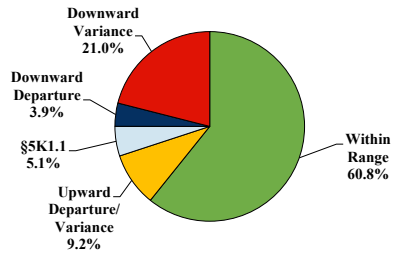
Fiscal Year 2019



Type of Crime



Sentence Imposed Relative to the Guideline Range



SENTENCING INFORMATION BY TYPE OF CRIME

	TOTAL	Immigration	Drug Trafficking	Firearms	Fraud/Theft /Embezzle	Robbery	Child Porn	Money Laundering	All Other
	1,165	174	494	243	69	72	13	24	76
Mean Sentence (months)	59	8	71	38	12	106	47	66	155
Median Sentence (months)	46	6	66	36	3	101	57	37	134

IMPRISONMENT

Total Receiving Imprisonment	1,054	139	473	238	35	72	11	19	67
Prison Only	1,023	139	465	224	33	72	11	19	60
Up to 12 Months	160	97	26	18	8	0	2	2	7
13 to 60 Months	434	41	151	183	24	13	4	9	9
61 to 120 Months	326	1	242	23	1	38	5	5	11
Over 120 Months	103	0	46	0	0	21	0	3	33
Prison and Alternatives	31	0	8	14	2	0	0	0	7

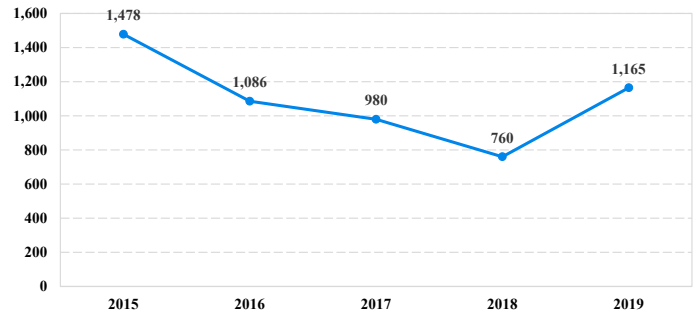
PROBATION

Total Receiving Probation	111	35	21	5	34	0	2	5	9
Probation Only	106	35	21	4	30	0	2	5	9
Probation and Alternatives	5	0	0	1	4	0	0	0	0
FINE ONLY	0	0	0	0	0	0	0	0	0

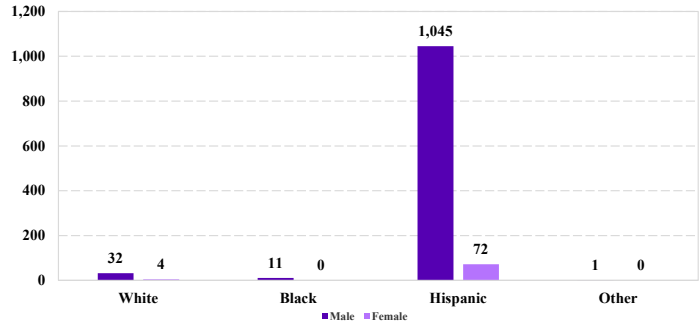
Cases with indeterminable sentence terms are excluded from the calculation of the Mean Sentence or Median Sentence category. Sentences greater than 470 months and probation were included in the sentence average computations as 470 months and zero months, respectively. Cases in the Total Receiving Imprisonment, Total Receiving Probation, and Fine Only categories total 100 percent of all cases. Cases missing information required for a specific analysis were excluded from that analysis. Descriptions of variables used in this analysis are provided in Appendix A.

SOURCE: U.S. Sentencing Commission, 2015 - 2019 Datafiles, USSCFY15 - USSCFY19.

Number of Federal Offenders Over Time



Race and Gender



Citizenship, Guilty Pleas, and Trials

