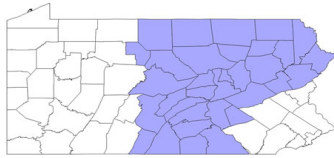


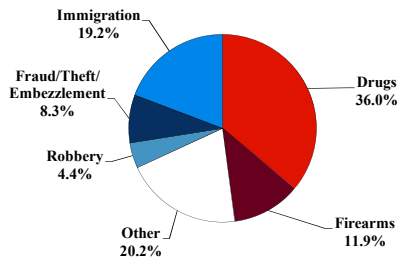
# District at a Glance

## Middle District of Pennsylvania

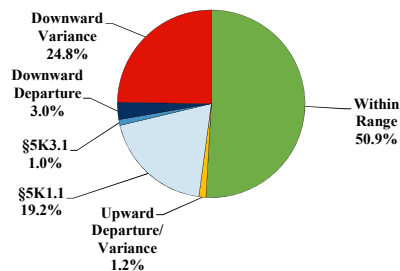
### Fiscal Year 2019



#### Type of Crime



#### Sentence Imposed Relative to the Guideline Range



#### SENTENCING INFORMATION BY TYPE OF CRIME

	TOTAL	Immigration	Drug Trafficking	Firearms	Fraud/Theft /Embezzle	Robbery	Child Porn	Money Laundering	All Other
<b>Total</b>	<b>505</b>	<b>97</b>	<b>181</b>	<b>60</b>	<b>42</b>	<b>22</b>	<b>6</b>	<b>17</b>	<b>80</b>
Mean Sentence (months)	64	2	79	83	23	144	122	93	81
Median Sentence (months)	36	0	60	60	6	137	96	64	16

#### IMPRISONMENT

<b>Total Receiving Imprisonment</b>	<b>449</b>	<b>97</b>	<b>168</b>	<b>56</b>	<b>27</b>	<b>22</b>	<b>6</b>	<b>16</b>	<b>57</b>
Prison Only	443	97	165	55	26	22	6	16	56
Up to 12 Months	124	93	10	1	9	0	0	1	10
13 to 60 Months	138	4	66	28	13	4	1	4	18
61 to 120 Months	98	0	56	17	2	4	3	6	10
Over 120 Months	83	0	33	9	2	14	2	5	18
Prison and Alternatives	6	0	3	1	1	0	0	0	1

#### PROBATION

<b>Total Receiving Probation</b>	<b>56</b>	<b>0</b>	<b>13</b>	<b>4</b>	<b>15</b>	<b>0</b>	<b>0</b>	<b>1</b>	<b>23</b>
Probation Only	44	0	9	3	11	0	0	1	20
Probation and Alternatives	12	0	4	1	4	0	0	0	3

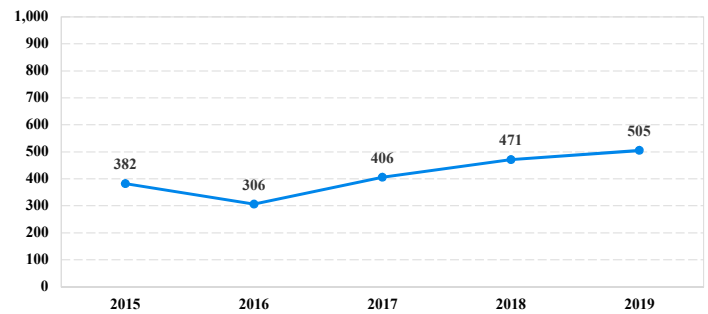
#### FINE ONLY

<b>Total</b>	<b>0</b>	<b>0</b>	<b>0</b>	<b>0</b>	<b>0</b>	<b>0</b>	<b>0</b>	<b>0</b>	<b>0</b>
--------------	----------	----------	----------	----------	----------	----------	----------	----------	----------

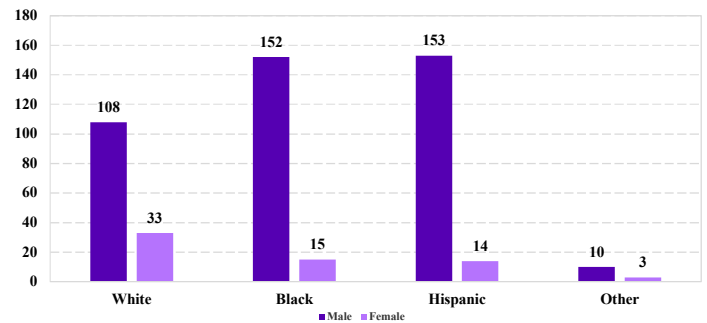
Cases with indeterminable sentence terms are excluded from the calculation of the Mean Sentence or Median Sentence category. Sentences greater than 470 months and probation were included in the sentence average computations as 470 months and zero months, respectively. Cases in the Total Receiving Imprisonment, Total Receiving Probation, and Fine Only categories total 100 percent of all cases. Cases missing information required for a specific analysis were excluded from that analysis. Descriptions of variables used in this analysis are provided in Appendix A.

SOURCE: U.S. Sentencing Commission, 2015 - 2019 Datafiles, USSCFY15 - USSCFY19.

#### Number of Federal Offenders Over Time



#### Race and Gender



#### Citizenship, Guilty Pleas, and Trials

