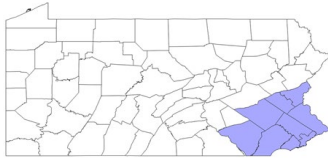


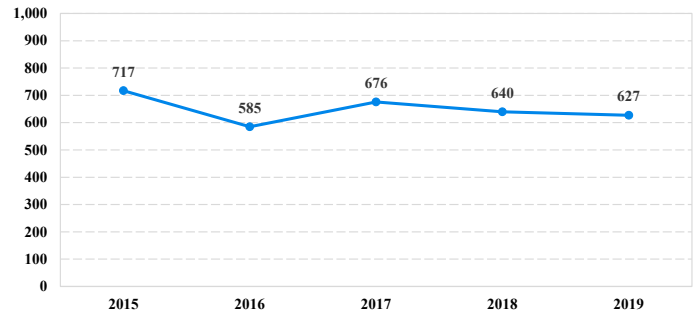
# District at a Glance

## Eastern District of Pennsylvania

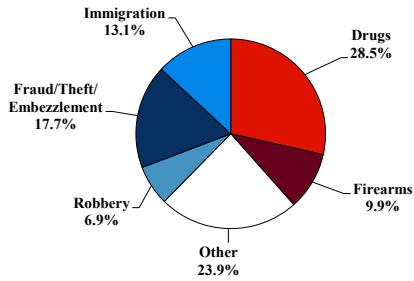
### Fiscal Year 2019



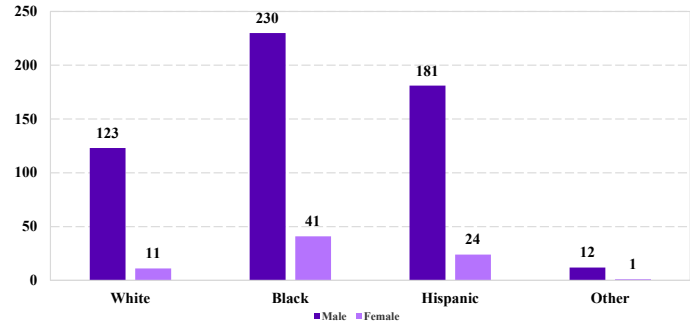
Number of Federal Offenders Over Time



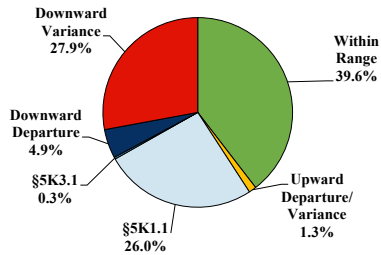
Type of Crime



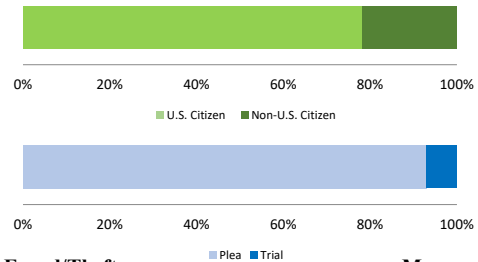
Race and Gender



Sentence Imposed Relative to the Guideline Range



Citizenship, Guilty Pleas, and Trials



#### SENTENCING INFORMATION BY TYPE OF CRIME

	TOTAL	Immigration	Drug Trafficking	Firearms	Fraud/Theft/Embezzlement	Robbery	Child Porn	Money Laundering	All Other
	627	82	179	62	111	43	23	25	102
Mean Sentence (months)	62	11	77	48	20	120	125	52	96
Median Sentence (months)	30	6	60	29	8	87	121	18	24

#### IMPRISONMENT

<b>Total Receiving Imprisonment</b>	<b>559</b>	<b>79</b>	<b>172</b>	<b>55</b>	<b>86</b>	<b>43</b>	<b>23</b>	<b>23</b>	<b>78</b>
Prison Only	527	79	165	50	76	41	23	20	73
Up to 12 Months	116	52	9	8	30	1	2	5	9
13 to 60 Months	206	26	72	26	37	6	3	9	27
61 to 120 Months	110	1	55	11	7	19	6	2	9
Over 120 Months	95	0	29	5	2	15	12	4	28
Prison and Alternatives	32	0	7	5	10	2	0	3	5

#### PROBATION

<b>Total Receiving Probation</b>	<b>68</b>	<b>3</b>	<b>7</b>	<b>7</b>	<b>25</b>	<b>0</b>	<b>0</b>	<b>2</b>	<b>24</b>
Probation Only	43	2	5	3	18	0	0	1	14
Probation and Alternatives	25	1	2	4	7	0	0	1	10
<b>FINE ONLY</b>	<b>0</b>	<b>0</b>	<b>0</b>	<b>0</b>	<b>0</b>	<b>0</b>	<b>0</b>	<b>0</b>	<b>0</b>

Cases with indeterminable sentence terms are excluded from the calculation of the Mean Sentence or Median Sentence category. Sentences greater than 470 months and probation were included in the sentence average computations as 470 months and zero months, respectively. Cases in the Total Receiving Imprisonment, Total Receiving Probation, and Fine Only categories total 100 percent of all cases. Cases missing information required for a specific analysis were excluded from that analysis. Descriptions of variables used in this analysis are provided in Appendix A.

SOURCE: U.S. Sentencing Commission, 2015 - 2019 Datafiles, USSCFY15 - USSCFY19.