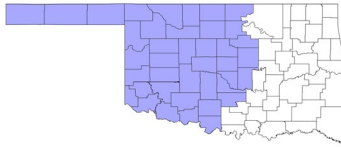


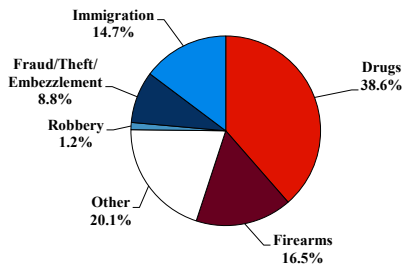
District at a Glance

Western District of Oklahoma

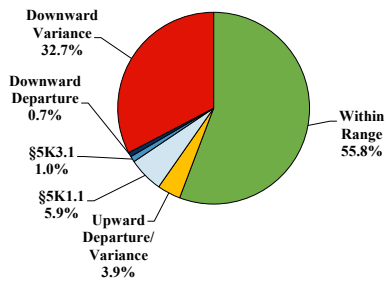
Fiscal Year 2019



Type of Crime



Sentence Imposed Relative to the Guideline Range



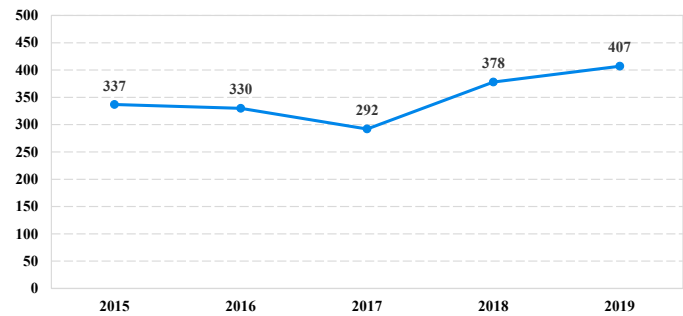
SENTENCING INFORMATION BY TYPE OF CRIME

	TOTAL	Immigration	Drug Trafficking	Firearms	Fraud/Theft /Embezzle	Robbery	Child Porn	Money Laundering	All Other
Total	407	60	98	67	36	5	7	10	124
Mean Sentence (months)	46	14	82	69	19	124	78	66	22
Median Sentence (months)	24	12	71	60	18	57	51	54	0
IMPRISONMENT									
Total Receiving Imprisonment	340	60	93	66	29	5	7	9	71
Prison Only	338	60	93	65	29	5	6	9	71
Up to 12 Months	89	30	1	3	7	1	0	0	47
13 to 60 Months	142	30	37	30	22	2	4	4	13
61 to 120 Months	72	0	32	27	0	0	2	4	7
Over 120 Months	35	0	23	5	0	2	0	1	4
Prison and Alternatives	2	0	0	1	0	0	1	0	0
PROBATION									
Total Receiving Probation	36	0	4	1	6	0	0	1	24
Probation Only	33	0	4	1	5	0	0	0	23
Probation and Alternatives	3	0	0	0	1	0	0	1	1
FINE ONLY									
Total	31	0	1	0	1	0	0	0	29

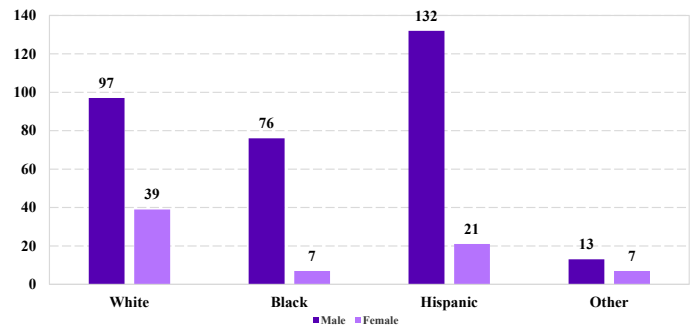
Cases with indeterminable sentence terms are excluded from the calculation of the Mean Sentence or Median Sentence category. Sentences greater than 470 months and probation were included in the sentence average computations as 470 months and zero months, respectively. Cases in the Total Receiving Imprisonment, Total Receiving Probation, and Fine Only categories total 100 percent of all cases. Cases missing information required for a specific analysis were excluded from that analysis. Descriptions of variables used in this analysis are provided in Appendix A.

SOURCE: U.S. Sentencing Commission, 2015 - 2019 Datafiles, USSCFY15 - USSCFY19.

Number of Federal Offenders Over Time



Race and Gender



Citizenship, Guilty Pleas, and Trials

