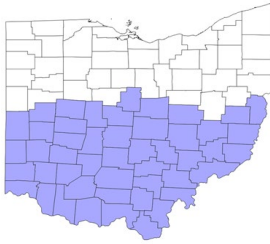


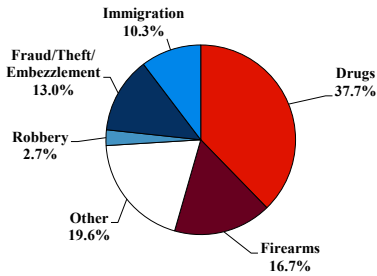
District at a Glance

Southern District of Ohio

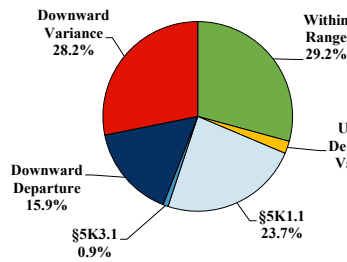
Fiscal Year 2019



Type of Crime



Sentence Imposed Relative to the Guideline Range



SENTENCING INFORMATION BY TYPE OF CRIME

	TOTAL	Immigration	Drug Trafficking	Firearms	Fraud/Theft/Embezzle	Robbery	Child Porn	Money Laundering	All Other
Total	562	58	209	94	73	15	15	27	71
Mean Sentence (months)	47	8	58	45	15	80	87	33	74
Median Sentence (months)	30	6	46	36	9	96	72	33	21

IMPRISONMENT

Total Receiving Imprisonment	492	57	197	87	44	15	15	22	55
Prison Only	464	57	189	83	39	15	15	19	47
Up to 12 Months	82	46	14	3	9	1	2	1	6
13 to 60 Months	253	11	109	61	29	4	4	16	19
61 to 120 Months	89	0	48	17	1	8	5	2	8
Over 120 Months	40	0	18	2	0	2	4	0	14
Prison and Alternatives	28	0	8	4	5	0	0	3	8

PROBATION

Total Receiving Probation	70	1	12	7	29	0	0	5	16
Probation Only	48	1	6	3	22	0	0	3	13
Probation and Alternatives	22	0	6	4	7	0	0	2	3

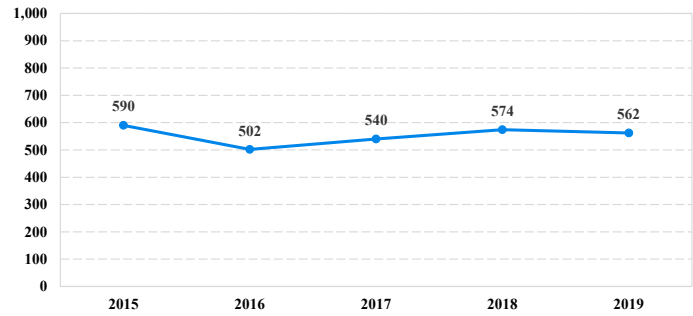
FINE ONLY

FINE ONLY	0	0	0	0	0	0	0	0	0
------------------	----------	----------	----------	----------	----------	----------	----------	----------	----------

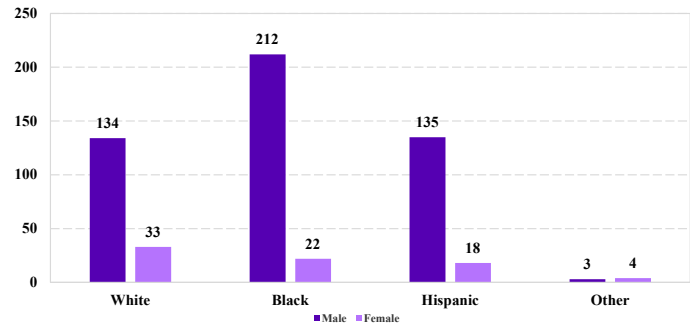
Cases with indeterminable sentence terms are excluded from the calculation of the Mean Sentence or Median Sentence category. Sentences greater than 470 months and probation were included in the sentence average computations as 470 months and zero months, respectively. Cases in the Total Receiving Imprisonment, Total Receiving Probation, and Fine Only categories total 100 percent of all cases. Cases missing information required for a specific analysis were excluded from that analysis. Descriptions of variables used in this analysis are provided in Appendix A.

SOURCE: U.S. Sentencing Commission, 2015 - 2019 Datafiles, USSCFY15 - USSCFY19.

Number of Federal Offenders Over Time



Race and Gender



Citizenship, Guilty Pleas, and Trials

