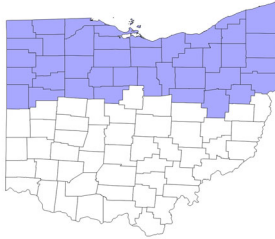


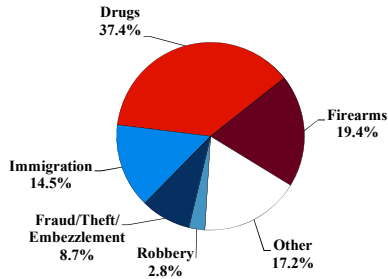
District at a Glance

Northern District of Ohio

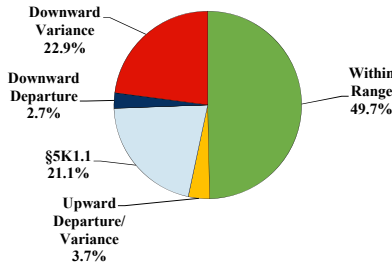
Fiscal Year 2019



Type of Crime



Sentence Imposed Relative to the Guideline Range



SENTENCING INFORMATION BY TYPE OF CRIME

	TOTAL	Immigration	Drug Trafficking	Firearms	Fraud/Theft /Embezzle	Robbery	Child Porn	Money Laundering	All Other
Total	901	131	337	175	78	25	34	21	100
Mean Sentence (months)	59	8	72	58	24	101	129	37	81
Median Sentence (months)	36	4	60	42	12	97	114	24	30

IMPRISONMENT

Total Receiving Imprisonment	836	128	322	166	55	25	34	17	89
Prison Only	801	127	306	158	51	25	34	17	83
Up to 12 Months	134	98	13	4	9	0	1	2	7
13 to 60 Months	366	29	141	94	35	6	6	10	45
61 to 120 Months	188	0	98	48	6	14	12	4	6
Over 120 Months	113	0	54	12	1	5	15	1	25
Prison and Alternatives	35	1	16	8	4	0	0	0	6

PROBATION

Total Receiving Probation	65	3	15	9	23	0	0	4	11
Probation Only	45	2	11	5	16	0	0	2	9
Probation and Alternatives	20	1	4	4	7	0	0	2	2

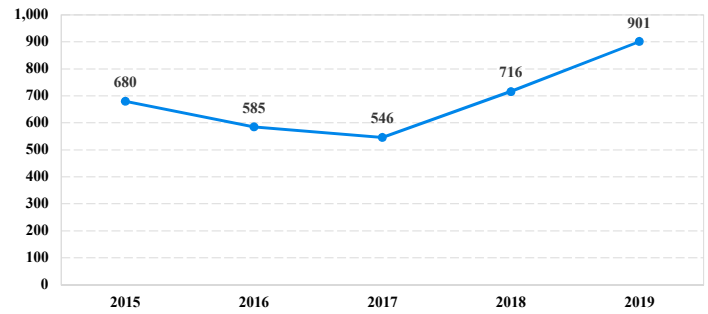
FINE ONLY

Total	0	0	0	0	0	0	0	0	0
--------------	----------	----------	----------	----------	----------	----------	----------	----------	----------

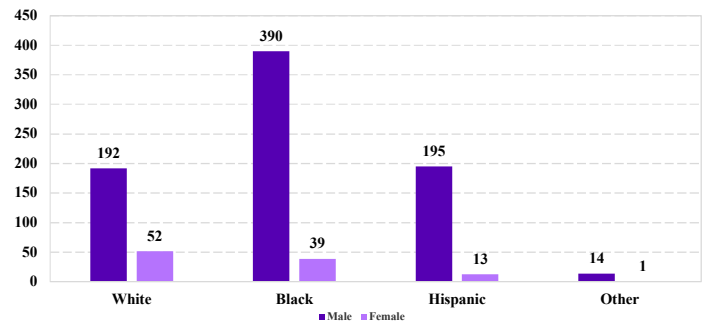
Cases with indeterminable sentence terms are excluded from the calculation of the Mean Sentence or Median Sentence category. Sentences greater than 470 months and probation were included in the sentence average computations as 470 months and zero months, respectively. Cases in the Total Receiving Imprisonment, Total Receiving Probation, and Fine Only categories total 100 percent of all cases. Cases missing information required for a specific analysis were excluded from that analysis. Descriptions of variables used in this analysis are provided in Appendix A.

SOURCE: U.S. Sentencing Commission, 2015 - 2019 Datafiles, USSCFY15 - USSCFY19.

Number of Federal Offenders Over Time



Race and Gender



Citizenship, Guilty Pleas, and Trials

