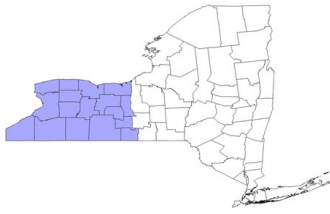


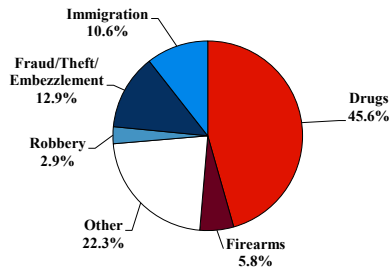
District at a Glance

Western District of New York

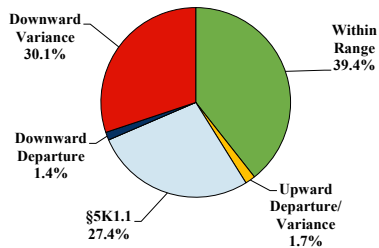
Fiscal Year 2019



Type of Crime



Sentence Imposed Relative to the Guideline Range



SENTENCING INFORMATION BY TYPE OF CRIME

	TOTAL	Immigration	Drug Trafficking	Firearms	Fraud/Theft/Embezzle	Robbery	Child Porn	Money Laundering	All Other
Total	520	55	233	30	67	15	21	12	87
Mean Sentence (months)	62	3	75	61	13	107	107	58	86
Median Sentence (months)	36	2	60	47	7	96	80	32	33

IMPRISONMENT

Total Receiving Imprisonment	460	53	221	27	46	14	21	9	69
Prison Only	442	52	216	27	42	13	21	7	64
Up to 12 Months	93	49	15	0	18	1	0	0	10
13 to 60 Months	169	3	93	15	22	2	9	2	23
61 to 120 Months	102	0	66	9	2	4	6	3	12
Over 120 Months	78	0	42	3	0	6	6	2	19
Prison and Alternatives	18	1	5	0	4	1	0	2	5

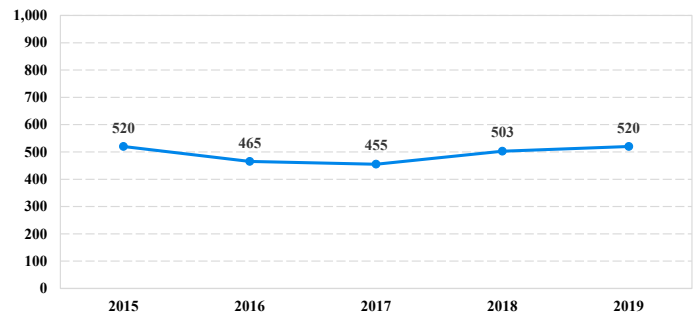
PROBATION

Total Receiving Probation	57	2	12	3	21	1	0	3	15
Probation Only	33	2	4	2	13	0	0	1	11
Probation and Alternatives	24	0	8	1	8	1	0	2	4
FINE ONLY	3	0	0	0	0	0	0	0	3

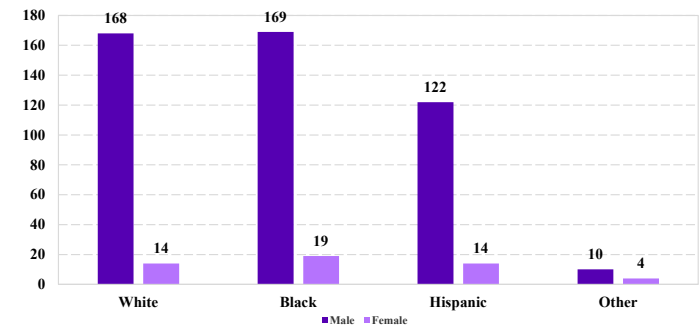
Cases with indeterminable sentence terms are excluded from the calculation of the Mean Sentence or Median Sentence category. Sentences greater than 470 months and probation were included in the sentence average computations as 470 months and zero months, respectively. Cases in the Total Receiving Imprisonment, Total Receiving Probation, and Fine Only categories total 100 percent of all cases. Cases missing information required for a specific analysis were excluded from that analysis. Descriptions of variables used in this analysis are provided in Appendix A.

SOURCE: U.S. Sentencing Commission, 2015 - 2019 Datafiles, USSCFY15 - USSCFY19.

Number of Federal Offenders Over Time



Race and Gender



Citizenship, Guilty Pleas, and Trials

