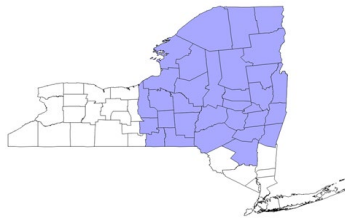


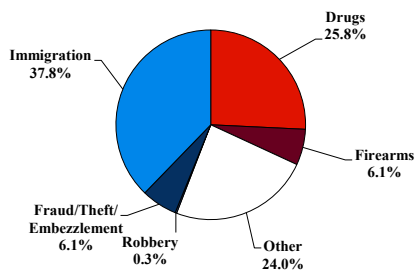
District at a Glance

Northern District of New York

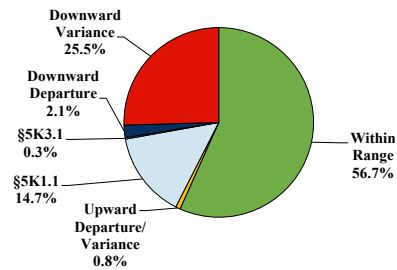
Fiscal Year 2019



Type of Crime



Sentence Imposed Relative to the Guideline Range



SENTENCING INFORMATION BY TYPE OF CRIME

	TOTAL	Immigration	Drug Trafficking	Firearms	Fraud/Theft /Embezzle	Robbery	Child Porn	Money Laundering	All Other
	392	148	101	24	24	1	23	18	53
Mean Sentence (months)	42	6	58	49	21	--	155	83	56
Median Sentence (months)	12	2	55	40	14	--	120	65	17

IMPRISONMENT

Total Receiving Imprisonment	363	143	100	24	18	1	22	18	37
Prison Only	359	142	98	24	18	1	22	17	37
Up to 12 Months	162	128	16	2	5	0	0	3	8
13 to 60 Months	112	13	45	15	11	0	3	5	20
61 to 120 Months	53	1	27	6	2	1	10	5	1
Over 120 Months	32	0	10	1	0	0	9	4	8
Prison and Alternatives	4	1	2	0	0	0	0	1	0

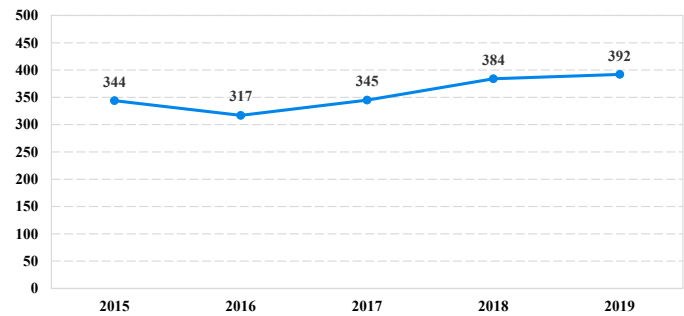
PROBATION

Total Receiving Probation	21	5	1	0	6	0	1	0	8
Probation Only	21	5	1	0	6	0	1	0	8
Probation and Alternatives	0	0	0	0	0	0	0	0	0
FINE ONLY	8	0	0	0	0	0	0	0	8

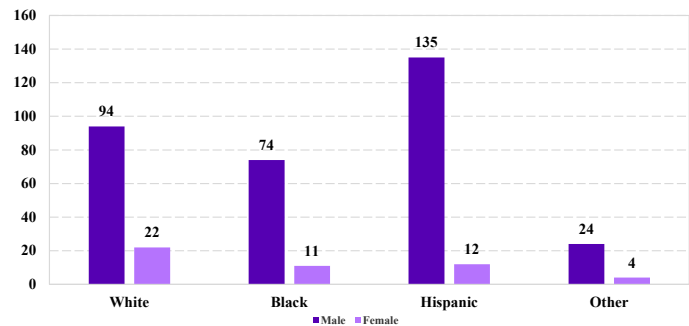
Cases with indeterminable sentence terms are excluded from the calculation of the Mean Sentence or Median Sentence category. Sentences greater than 470 months and probation were included in the sentence average computations as 470 months and zero months, respectively. Cases in the Total Receiving Imprisonment, Total Receiving Probation, and Fine Only categories total 100 percent of all cases. Cases missing information required for a specific analysis were excluded from that analysis. Descriptions of variables used in this analysis are provided in Appendix A.

SOURCE: U.S. Sentencing Commission, 2015 - 2019 Datafiles, USSCFY15 - USSCFY19.

Number of Federal Offenders Over Time



Race and Gender



Citizenship, Guilty Pleas, and Trials

