

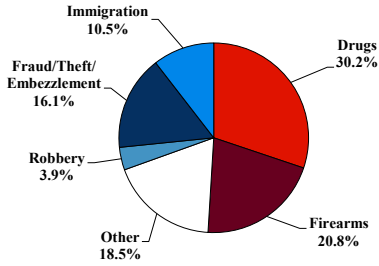
District at a Glance

District of New Jersey

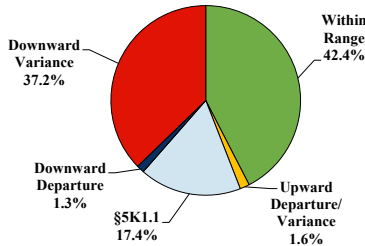
Fiscal Year 2019



Type of Crime



Sentence Imposed Relative to the Guideline Range



SENTENCING INFORMATION BY TYPE OF CRIME

	TOTAL	Immigration	Drug Trafficking	Firearms	Fraud/Theft/Embezzle	Robbery	Child Porn	Money Laundering	All Other
	620	65	163	129	100	24	20	6	113
Mean Sentence (months)	46	15	56	60	21	102	93	32	38
Median Sentence (months)	28	8	37	54	12	86	75	37	8

IMPRISONMENT

Total Receiving Imprisonment	510	64	149	123	66	24	20	5	59
Prison Only	485	64	140	119	62	23	20	4	53
Up to 12 Months	70	39	7	4	10	0	0	0	10
13 to 60 Months	265	22	88	63	44	7	8	4	29
61 to 120 Months	113	3	32	47	7	10	9	0	5
Over 120 Months	37	0	13	5	1	6	3	0	9
Prison and Alternatives	25	0	9	4	4	1	0	1	6

PROBATION

Total Receiving Probation	109	1	14	6	34	0	0	1	53
Probation Only	77	0	14	4	21	0	0	1	37
Probation and Alternatives	32	1	0	2	13	0	0	0	16

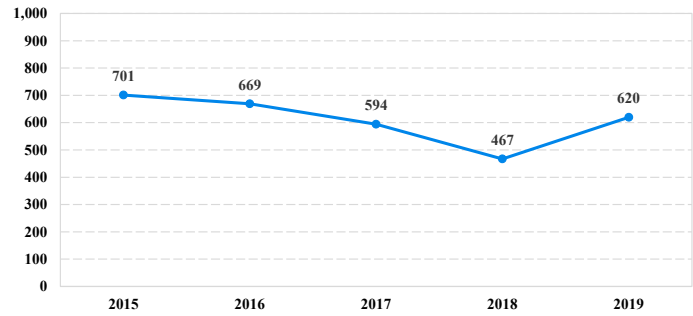
FINE ONLY

FINE ONLY	1	0	0	0	0	0	0	0	1
------------------	----------	----------	----------	----------	----------	----------	----------	----------	----------

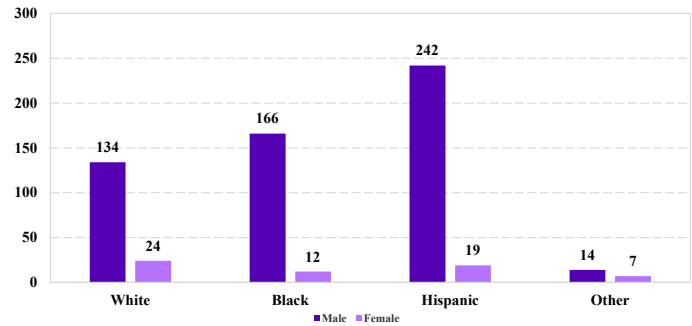
Cases with indeterminable sentence terms are excluded from the calculation of the Mean Sentence or Median Sentence category. Sentences greater than 470 months and probation were included in the sentence average computations as 470 months and zero months, respectively. Cases in the Total Receiving Imprisonment, Total Receiving Probation, and Fine Only categories total 100 percent of all cases. Cases missing information required for a specific analysis were excluded from that analysis. Descriptions of variables used in this analysis are provided in Appendix A.

SOURCE: U.S. Sentencing Commission, 2015 - 2019 Datafiles, USSCFY15 - USSCFY19.

Number of Federal Offenders Over Time



Race and Gender



Citizenship, Guilty Pleas, and Trials

