

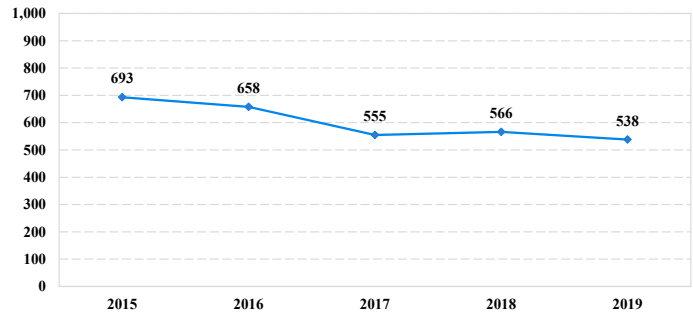
# District at a Glance

## Western District of North Carolina

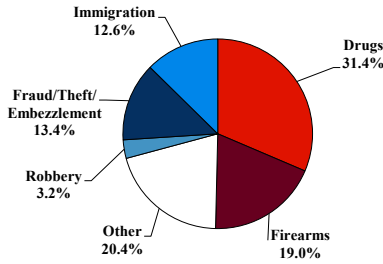
Fiscal Year 2019



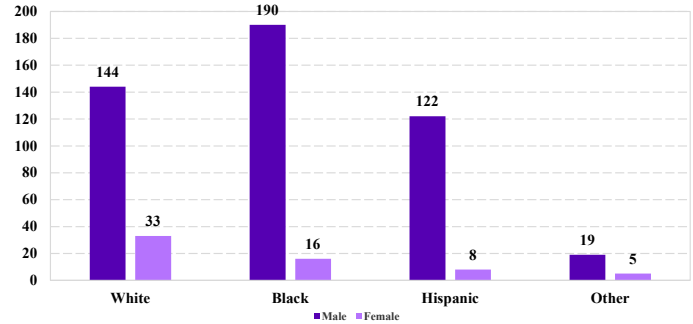
Number of Federal Offenders Over Time



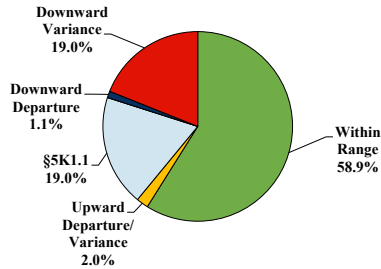
### Type of Crime



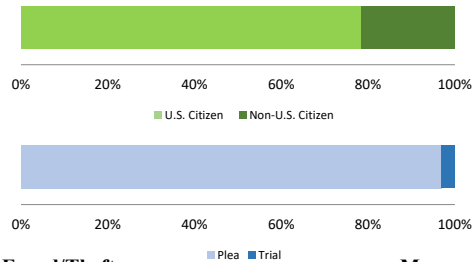
### Race and Gender



### Sentence Imposed Relative to the Guideline Range



### Citizenship, Guilty Pleas, and Trials



### SENTENCING INFORMATION BY TYPE OF CRIME

	TOTAL	Immigration	Drug Trafficking	Firearms	Fraud/Theft/Embezzlement	Robbery	Child Porn	Money Laundering	All Other
<b>Total</b>	<b>538</b>	<b>68</b>	<b>166</b>	<b>102</b>	<b>72</b>	<b>17</b>	<b>24</b>	<b>23</b>	<b>66</b>
Mean Sentence (months)	65	14	95	56	24	116	90	103	65
Median Sentence (months)	48	7	88	51	15	121	72	78	33

### IMPRISONMENT

	TOTAL	Immigration	Drug Trafficking	Firearms	Fraud/Theft/Embezzlement	Robbery	Child Porn	Money Laundering	All Other
<b>Total Receiving Imprisonment</b>	<b>510</b>	<b>67</b>	<b>165</b>	<b>101</b>	<b>55</b>	<b>17</b>	<b>24</b>	<b>21</b>	<b>60</b>
Prison Only	499	67	164	101	49	17	24	21	56
Up to 12 Months	65	46	4	2	10	0	0	0	3
13 to 60 Months	231	19	52	78	31	4	5	4	38
61 to 120 Months	128	2	65	15	8	4	15	12	7
Over 120 Months	75	0	43	6	0	9	4	5	8
Prison and Alternatives	11	0	1	0	6	0	0	0	4

### PROBATION

	TOTAL	Immigration	Drug Trafficking	Firearms	Fraud/Theft/Embezzlement	Robbery	Child Porn	Money Laundering	All Other
<b>Total Receiving Probation</b>	<b>28</b>	<b>1</b>	<b>1</b>	<b>1</b>	<b>17</b>	<b>0</b>	<b>0</b>	<b>2</b>	<b>6</b>
Probation Only	14	1	0	0	9	0	0	1	3
Probation and Alternatives	14	0	1	1	8	0	0	1	3
<b>FINE ONLY</b>	<b>0</b>	<b>0</b>	<b>0</b>	<b>0</b>	<b>0</b>	<b>0</b>	<b>0</b>	<b>0</b>	<b>0</b>

Cases with indeterminable sentence terms are excluded from the calculation of the Mean Sentence or Median Sentence category. Sentences greater than 470 months and probation were included in the sentence average computations as 470 months and zero months, respectively. Cases in the Total Receiving Imprisonment, Total Receiving Probation, and Fine Only categories total 100 percent of all cases. Cases missing information required for a specific analysis were excluded from that analysis. Descriptions of variables used in this analysis are provided in Appendix A.

SOURCE: U.S. Sentencing Commission, 2015 - 2019 Datafiles, USSCFY15 - USSCFY19.