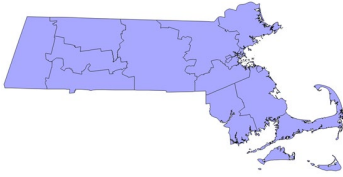


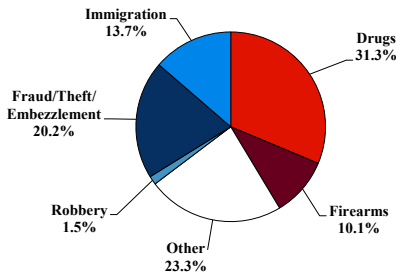
# District at a Glance

## District of Massachusetts

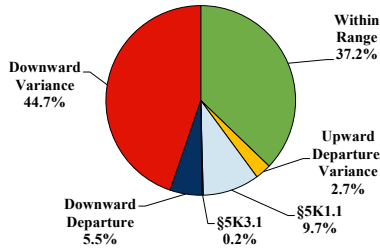
### Fiscal Year 2019



#### Type of Crime



#### Sentence Imposed Relative to the Guideline Range



#### SENTENCING INFORMATION BY TYPE OF CRIME

	TOTAL	Immigration	Drug Trafficking	Firearms	Fraud/Theft/Embezzle	Robbery	Child Porn	Money Laundering	All Other
<b>TOTAL</b>	<b>476</b>	<b>65</b>	<b>149</b>	<b>48</b>	<b>96</b>	<b>7</b>	<b>12</b>	<b>26</b>	<b>73</b>
Mean Sentence (months)	41	14	43	42	20	69	102	38	75
Median Sentence (months)	18	8	30	29	12	60	84	24	12

#### IMPRISONMENT

<b>Total Receiving Imprisonment</b>	<b>434</b>	<b>63</b>	<b>141</b>	<b>47</b>	<b>85</b>	<b>6</b>	<b>12</b>	<b>21</b>	<b>59</b>
Prison Only	376	63	115	38	76	4	11	19	50
Up to 12 Months	111	35	24	2	27	0	2	4	17
13 to 60 Months	190	27	61	32	41	1	3	10	15
61 to 120 Months	42	1	21	2	7	2	4	3	2
Over 120 Months	33	0	9	2	1	1	2	2	16
Prison and Alternatives	58	0	26	9	9	2	1	2	9

#### PROBATION

<b>Total Receiving Probation</b>	<b>41</b>	<b>1</b>	<b>8</b>	<b>1</b>	<b>11</b>	<b>1</b>	<b>0</b>	<b>5</b>	<b>14</b>
Probation Only	26	1	7	0	6	0	0	4	8
Probation and Alternatives	15	0	1	1	5	1	0	1	6

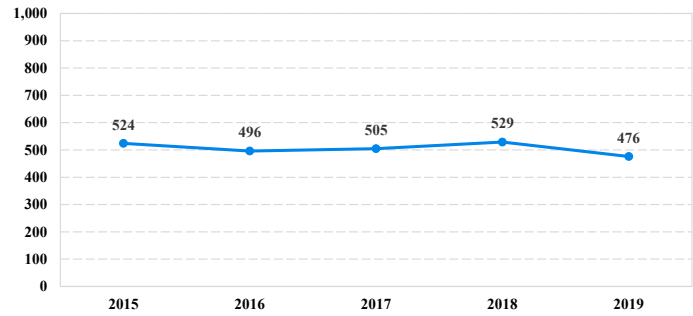
#### FINE ONLY

<b>FINE ONLY</b>	<b>1</b>	<b>1</b>	<b>0</b>	<b>0</b>	<b>0</b>	<b>0</b>	<b>0</b>	<b>0</b>	<b>0</b>
------------------	----------	----------	----------	----------	----------	----------	----------	----------	----------

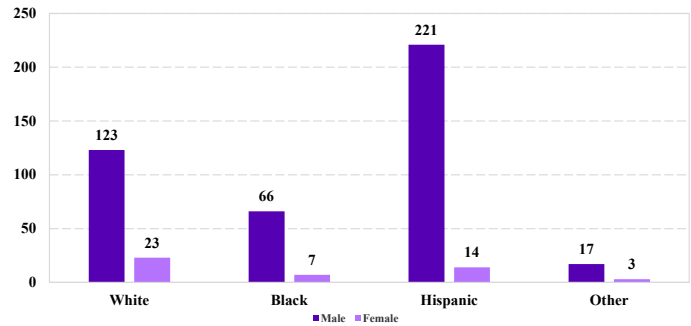
Cases with indeterminable sentence terms are excluded from the calculation of the Mean Sentence or Median Sentence category. Sentences greater than 470 months and probation were included in the sentence average computations as 470 months and zero months, respectively. Cases in the Total Receiving Imprisonment, Total Receiving Probation, and Fine Only categories total 100 percent of all cases. Cases missing information required for a specific analysis were excluded from that analysis. Descriptions of variables used in this analysis are provided in Appendix A.

SOURCE: U.S. Sentencing Commission, 2015 - 2019 Datafiles, USSCFY15 - USSCFY19.

#### Number of Federal Offenders Over Time



#### Race and Gender



#### Citizenship, Guilty Pleas, and Trials

