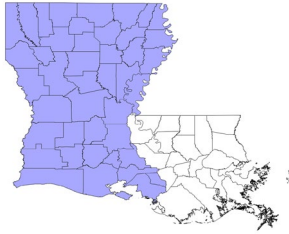


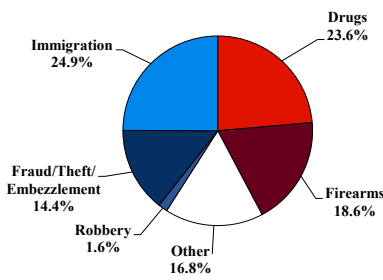
District at a Glance

Western District of Louisiana

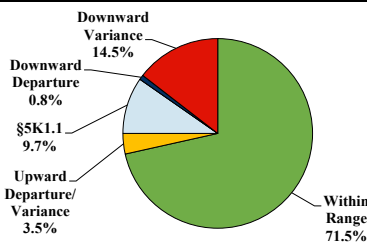
Fiscal Year 2019



Type of Crime



Sentence Imposed Relative to the Guideline Range



SENTENCING INFORMATION BY TYPE OF CRIME

	TOTAL	Immigration	Drug Trafficking	Firearms	Fraud/Theft /Embezzle	Robbery	Child Porn	Money Laundering	All Other
Total	381	95	84	71	55	6	13	0	57
Mean Sentence (months)	55	4	124	54	15	156	107	--	53
Median Sentence (months)	24	0	120	46	4	132	97	--	18

IMPRISONMENT

Total Receiving Imprisonment	332	91	80	70	30	6	13	0	42
Prison Only	329	91	80	68	30	6	13	0	41
Up to 12 Months	104	82	2	2	12	0	0	0	6
13 to 60 Months	106	9	15	42	15	1	3	0	21
61 to 120 Months	78	0	35	23	3	2	8	0	7
Over 120 Months	41	0	28	1	0	3	2	0	7
Prison and Alternatives	3	0	0	2	0	0	0	0	1

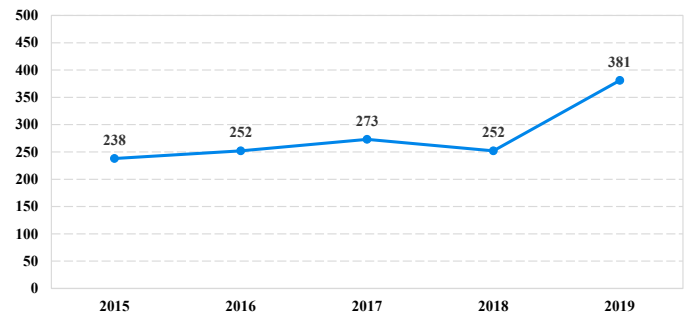
PROBATION

Total Receiving Probation	46	4	4	1	24	0	0	0	13
Probation Only	42	3	2	1	23	0	0	0	13
Probation and Alternatives	4	1	2	0	1	0	0	0	0
FINE ONLY	3	0	0	0	1	0	0	0	2

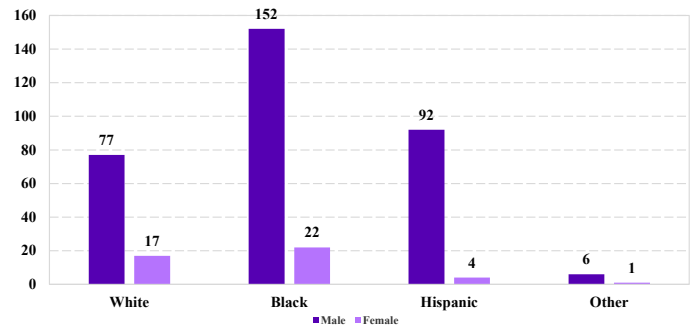
Cases with indeterminable sentence terms are excluded from the calculation of the Mean Sentence or Median Sentence category. Sentences greater than 470 months and probation were included in the sentence average computations as 470 months and zero months, respectively. Cases in the Total Receiving Imprisonment, Total Receiving Probation, and Fine Only categories total 100 percent of all cases. Cases missing information required for a specific analysis were excluded from that analysis. Descriptions of variables used in this analysis are provided in Appendix A.

SOURCE: U.S. Sentencing Commission, 2015 - 2019 Datafiles, USSCFY15 - USSCFY19.

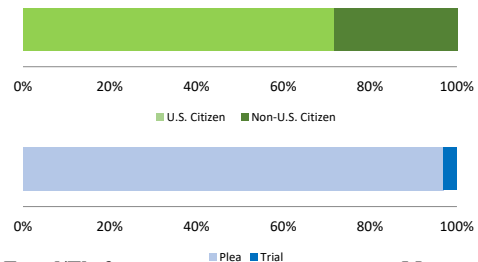
Number of Federal Offenders Over Time



Race and Gender



Citizenship, Guilty Pleas, and Trials



Legend: U.S. Citizen (Light Green), Non-U.S. Citizen (Dark Green)

Legend: Plea (Light Blue), Trial (Dark Blue)