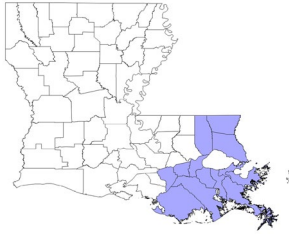


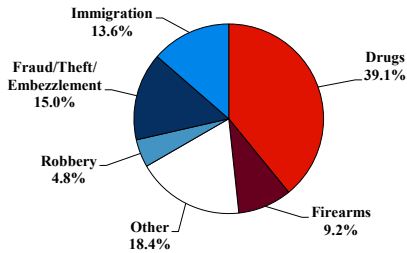
District at a Glance

Eastern District of Louisiana

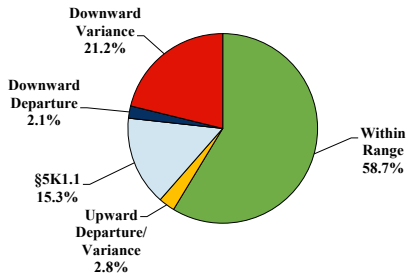
Fiscal Year 2019



Type of Crime



Sentence Imposed Relative to the Guideline Range



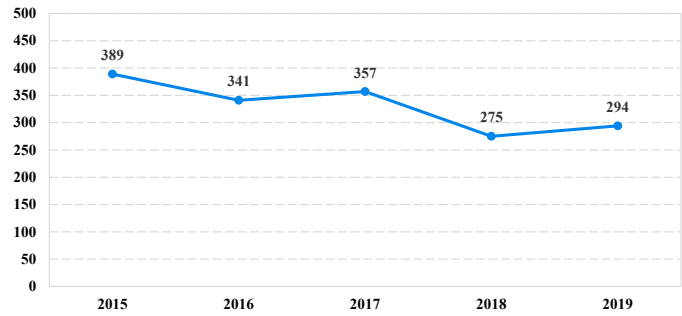
SENTENCING INFORMATION BY TYPE OF CRIME

	TOTAL	Immigration	Drug Trafficking	Firearms	Fraud/Theft /Embezzle	Robbery	Child Porn	Money Laundering	All Other
TOTAL	294	40	115	27	44	14	7	2	45
Mean Sentence (months)	58	5	83	64	10	136	93	--	56
Median Sentence (months)	30	0	60	46	2	143	97	--	0
IMPRISONMENT									
Total Receiving Imprisonment	244	40	109	26	31	13	7	2	16
Prison Only	239	40	106	25	30	13	7	2	16
Up to 12 Months	58	34	4	2	15	0	0	0	3
13 to 60 Months	90	6	45	14	15	2	2	1	5
61 to 120 Months	61	0	45	6	0	3	4	1	2
Over 120 Months	30	0	12	3	0	8	1	0	6
Prison and Alternatives	5	0	3	1	1	0	0	0	0
PROBATION									
Total Receiving Probation	50	0	6	1	13	1	0	0	29
Probation Only	37	0	4	0	10	0	0	0	23
Probation and Alternatives	13	0	2	1	3	1	0	0	6
FINE ONLY	0	0	0	0	0	0	0	0	0

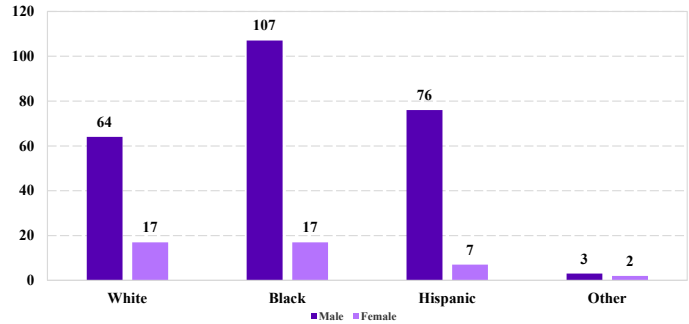
Cases with indeterminable sentence terms are excluded from the calculation of the Mean Sentence or Median Sentence category. Sentences greater than 470 months and probation were included in the sentence average computations as 470 months and zero months, respectively. Cases in the Total Receiving Imprisonment, Total Receiving Probation, and Fine Only categories total 100 percent of all cases. Cases missing information required for a specific analysis were excluded from that analysis. Descriptions of variables used in this analysis are provided in Appendix A.

SOURCE: U.S. Sentencing Commission, 2015 - 2019 Datafiles, USSCFY15 - USSCFY19.

Number of Federal Offenders Over Time



Race and Gender



Citizenship, Guilty Pleas, and Trials

