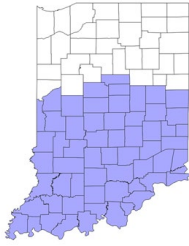


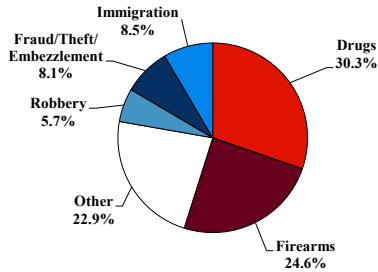
District at a Glance

Southern District of Indiana

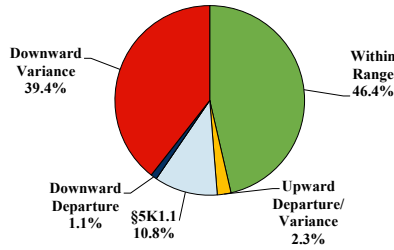
Fiscal Year 2019



Type of Crime



Sentence Imposed Relative to the Guideline Range



SENTENCING INFORMATION BY TYPE OF CRIME

	TOTAL	Immigration	Drug Trafficking	Firearms	Fraud/Theft/Embezzle	Robbery	Child Porn	Money Laundering	All Other
Total	472	40	143	116	38	27	25	22	61
Mean Sentence (months)	87	12	111	41	33	119	119	168	142
Median Sentence (months)	57	10	120	36	24	108	99	128	36

IMPRISONMENT

Total Receiving Imprisonment	457	40	141	113	31	27	25	22	58
Prison Only	452	40	140	111	30	27	25	22	57
Up to 12 Months	50	25	4	10	4	0	0	1	6
13 to 60 Months	190	15	30	79	21	10	7	5	23
61 to 120 Months	104	0	50	20	4	6	13	5	6
Over 120 Months	108	0	56	2	1	11	5	11	22
Prison and Alternatives	5	0	1	2	1	0	0	0	1

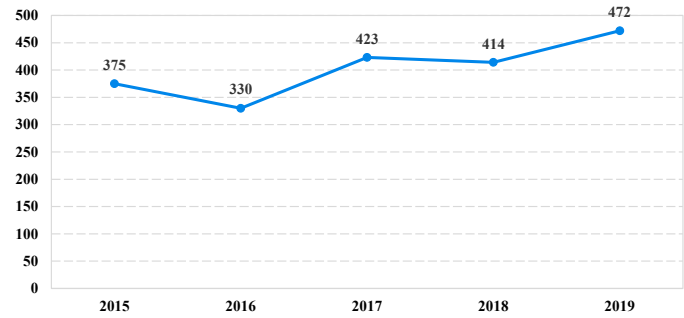
PROBATION

Total Receiving Probation	15	0	2	3	7	0	0	0	3
Probation Only	10	0	0	2	5	0	0	0	3
Probation and Alternatives	5	0	2	1	2	0	0	0	0
FINE ONLY	0	0	0	0	0	0	0	0	0

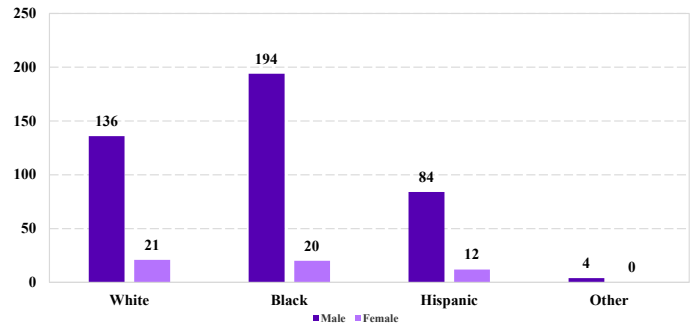
Cases with indeterminable sentence terms are excluded from the calculation of the Mean Sentence or Median Sentence category. Sentences greater than 470 months and probation were included in the sentence average computations as 470 months and zero months, respectively. Cases in the Total Receiving Imprisonment, Total Receiving Probation, and Fine Only categories total 100 percent of all cases. Cases missing information required for a specific analysis were excluded from that analysis. Descriptions of variables used in this analysis are provided in Appendix A.

SOURCE: U.S. Sentencing Commission, 2015 - 2019 Datafiles, USSCFY15 - USSCFY19.

Number of Federal Offenders Over Time



Race and Gender



Citizenship, Guilty Pleas, and Trials

