

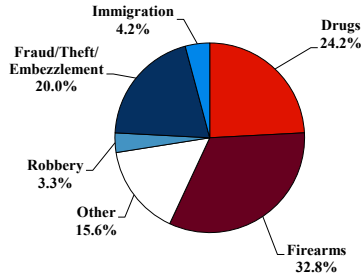
District at a Glance

Northern District of Indiana

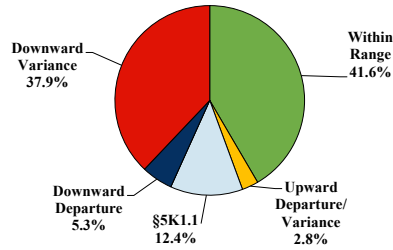
Fiscal Year 2019



Type of Crime



Sentence Imposed Relative to the Guideline Range



SENTENCING INFORMATION BY TYPE OF CRIME

	TOTAL	Immigration	Drug Trafficking	Firearms	Fraud/Theft /Embezzle	Robbery	Child Porn	Money Laundering	All Other
TOTAL	360	15	87	118	72	12	10	0	46
Mean Sentence (months)	58	8	73	46	15	93	76	--	128
Median Sentence (months)	30	6	60	27	6	78	78	--	53

IMPRISONMENT

Total Receiving Imprisonment	300	15	86	103	38	12	10	0	36
Prison Only	280	15	86	94	31	12	10	0	32
Up to 12 Months	28	10	3	5	7	0	0	0	3
13 to 60 Months	146	5	41	68	19	2	3	0	8
61 to 120 Months	63	0	27	15	4	5	7	0	5
Over 120 Months	43	0	15	6	1	5	0	0	16
Prison and Alternatives	20	0	0	9	7	0	0	0	4

PROBATION

Total Receiving Probation	60	0	1	15	34	0	0	0	10
Probation Only	46	0	1	6	31	0	0	0	8
Probation and Alternatives	14	0	0	9	3	0	0	0	2

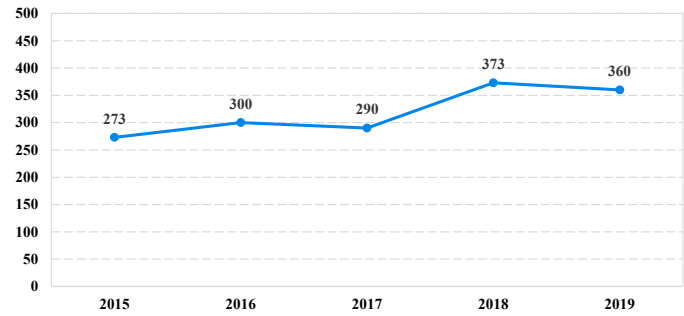
FINE ONLY

FINE ONLY	0	0	0	0	0	0	0	0	0
------------------	----------	----------	----------	----------	----------	----------	----------	----------	----------

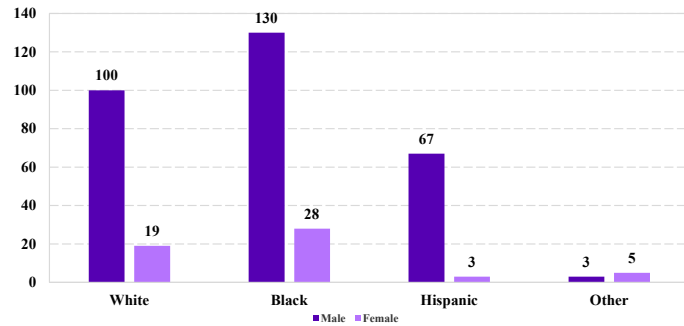
Cases with indeterminable sentence terms are excluded from the calculation of the Mean Sentence or Median Sentence category. Sentences greater than 470 months and probation were included in the sentence average computations as 470 months and zero months, respectively. Cases in the Total Receiving Imprisonment, Total Receiving Probation, and Fine Only categories total 100 percent of all cases. Cases missing information required for a specific analysis were excluded from that analysis. Descriptions of variables used in this analysis are provided in Appendix A.

SOURCE: U.S. Sentencing Commission, 2015 - 2019 Datafiles, USSCFY15 - USSCFY19.

Number of Federal Offenders Over Time



Race and Gender



Citizenship, Guilty Pleas, and Trials

