

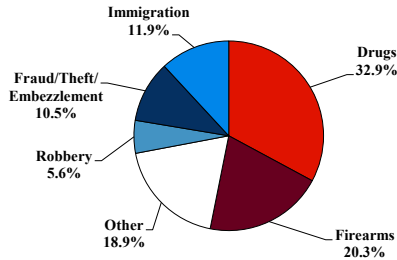
District at a Glance

Southern District of Illinois

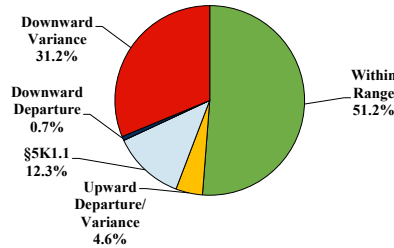
Fiscal Year 2019



Type of Crime



Sentence Imposed Relative to the Guideline Range



SENTENCING INFORMATION BY TYPE OF CRIME

	TOTAL	Immigration	Drug Trafficking	Firearms	Fraud/Theft /Embezzle	Robbery	Child Porn	Money Laundering	All Other
	286	34	94	58	30	16	12	4	38
Mean Sentence (months)	84	4	129	69	25	134	92	93	90
Median Sentence (months)	60	5	120	51	9	141	60	81	17

IMPRISONMENT

Total Receiving Imprisonment	257	34	91	53	19	15	11	4	30
Prison Only	252	34	91	53	15	15	11	4	29
Up to 12 Months	44	34	0	0	4	0	0	0	6
13 to 60 Months	75	0	17	30	8	3	6	1	10
61 to 120 Months	61	0	31	14	2	4	3	2	5
Over 120 Months	72	0	43	9	1	8	2	1	8
Prison and Alternatives	5	0	0	0	4	0	0	0	1

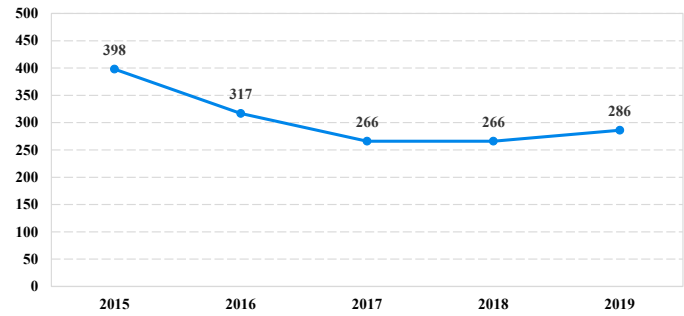
PROBATION

Total Receiving Probation	29	0	3	5	11	1	1	0	8
Probation Only	22	0	3	4	9	0	0	0	6
Probation and Alternatives	7	0	0	1	2	1	1	0	2
FINE ONLY	0	0	0	0	0	0	0	0	0

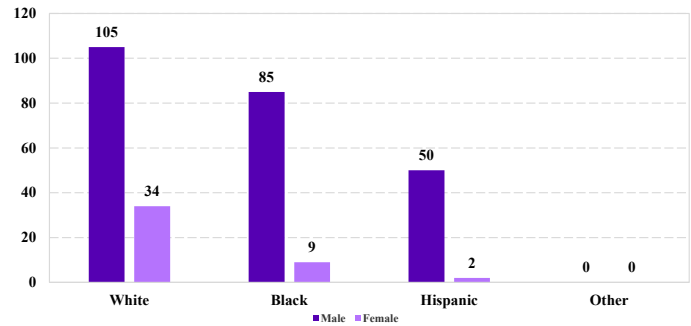
Cases with indeterminable sentence terms are excluded from the calculation of the Mean Sentence or Median Sentence category. Sentences greater than 470 months and probation were included in the sentence average computations as 470 months and zero months, respectively. Cases in the Total Receiving Imprisonment, Total Receiving Probation, and Fine Only categories total 100 percent of all cases. Cases missing information required for a specific analysis were excluded from that analysis. Descriptions of variables used in this analysis are provided in Appendix A.

SOURCE: U.S. Sentencing Commission, 2015 - 2019 Datafiles, USSCFY15 - USSCFY19.

Number of Federal Offenders Over Time



Race and Gender



Citizenship, Guilty Pleas, and Trials

