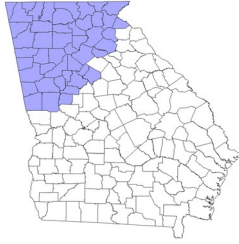


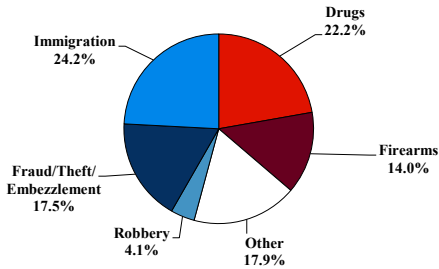
District at a Glance

Northern District of Georgia

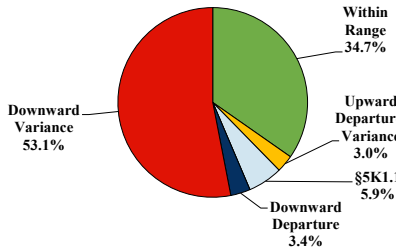
Fiscal Year 2019



Type of Crime



Sentence Imposed Relative to the Guideline Range



SENTENCING INFORMATION BY TYPE OF CRIME

	TOTAL	Immigration	Drug Trafficking	Firearms	Fraud/Theft/Embezzle	Robbery	Child Porn	Money Laundering	All Other
Total	513	124	114	72	90	21	14	21	57
Mean Sentence (months)	55	10	92	54	32	182	50	95	59
Median Sentence (months)	28	7	82	53	24	120	54	60	21

IMPRISONMENT

Total Receiving Imprisonment	473	119	113	70	76	21	12	20	42
Prison Only	459	119	112	68	69	21	10	20	40
Up to 12 Months	87	72	0	3	6	0	0	2	4
13 to 60 Months	218	46	33	48	50	5	5	8	23
61 to 120 Months	94	1	50	16	12	6	5	2	2
Over 120 Months	60	0	29	1	1	10	0	8	11
Prison and Alternatives	14	0	1	2	7	0	2	0	2

PROBATION

Total Receiving Probation	39	5	1	2	14	0	2	1	14
Probation Only	23	4	1	1	8	0	1	1	7
Probation and Alternatives	16	1	0	1	6	0	1	0	7

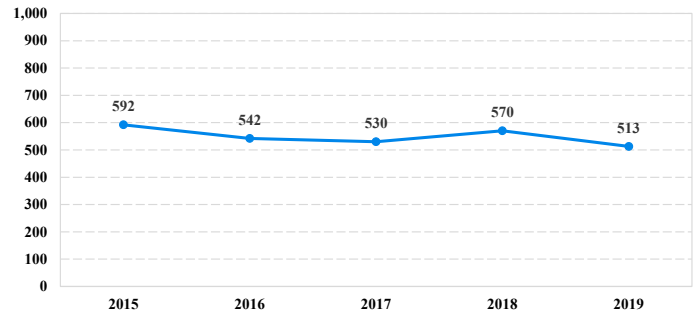
FINE ONLY

Total	1	0	0	0	0	0	0	0	1
--------------	----------	----------	----------	----------	----------	----------	----------	----------	----------

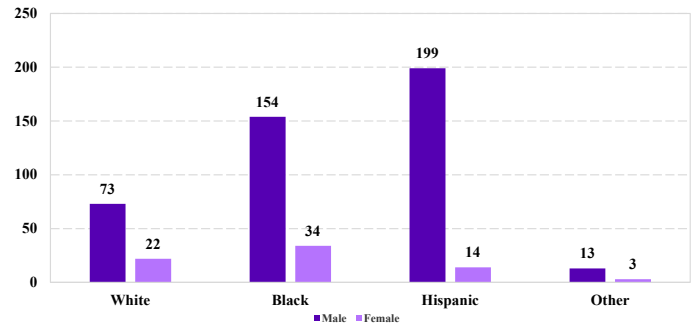
Cases with indeterminable sentence terms are excluded from the calculation of the Mean Sentence or Median Sentence category. Sentences greater than 470 months and probation were included in the sentence average computations as 470 months and zero months, respectively. Cases in the Total Receiving Imprisonment, Total Receiving Probation, and Fine Only categories total 100 percent of all cases. Cases missing information required for a specific analysis were excluded from that analysis. Descriptions of variables used in this analysis are provided in Appendix A.

SOURCE: U.S. Sentencing Commission, 2015 - 2019 Datafiles, USSCFY15 - USSCFY19.

Number of Federal Offenders Over Time



Race and Gender



Citizenship, Guilty Pleas, and Trials

