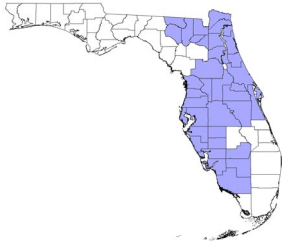


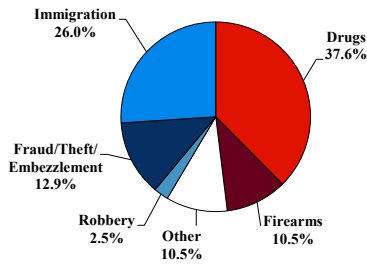
District at a Glance

Middle District of Florida

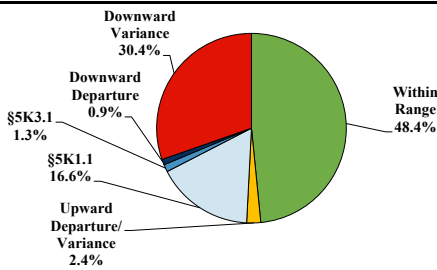
Fiscal Year 2019



Type of Crime



Sentence Imposed Relative to the Guideline Range



SENTENCING INFORMATION BY TYPE OF CRIME

	TOTAL	Immigration	Drug Trafficking	Firearms	Fraud/Theft/Embezzle	Robbery	Child Porn	Money Laundering	All Other
Total	1,594	415	598	167	206	40	48	15	105
Mean Sentence (months)	66	8	99	74	27	200	121	59	95
Median Sentence (months)	36	4	97	46	12	180	103	40	24

IMPRISONMENT

Total Receiving Imprisonment	1,436	377	582	155	140	39	48	14	81
Prison Only	1,410	376	574	153	131	39	43	14	80
Up to 12 Months	375	306	14	8	33	0	0	0	14
13 to 60 Months	436	67	165	82	72	2	9	8	31
61 to 120 Months	321	2	233	28	22	6	16	3	11
Over 120 Months	278	1	162	35	4	31	18	3	24
Prison and Alternatives	26	1	8	2	9	0	5	0	1

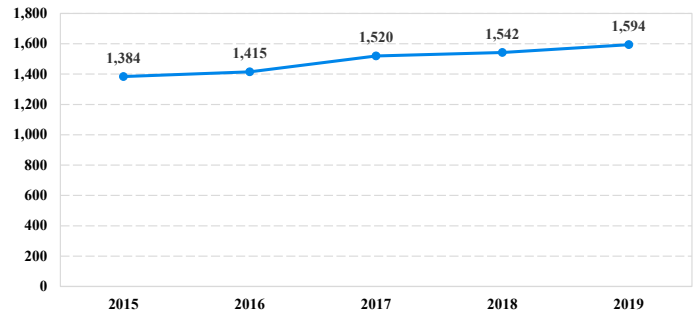
PROBATION

Total Receiving Probation	158	38	16	12	66	1	0	1	24
Probation Only	108	37	7	8	45	1	0	0	10
Probation and Alternatives	50	1	9	4	21	0	0	1	14
FINE ONLY	0	0	0	0	0	0	0	0	0

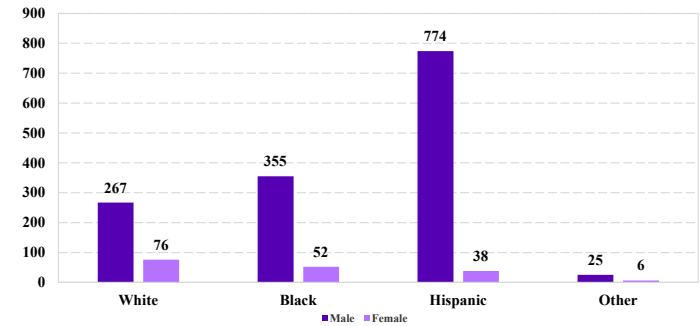
Cases with indeterminable sentence terms are excluded from the calculation of the Mean Sentence or Median Sentence category. Sentences greater than 470 months and probation were included in the sentence average computations as 470 months and zero months, respectively. Cases in the Total Receiving Imprisonment, Total Receiving Probation, and Fine Only categories total 100 percent of all cases. Cases missing information required for a specific analysis were excluded from that analysis. Descriptions of variables used in this analysis are provided in Appendix A.

SOURCE: U.S. Sentencing Commission, 2015 - 2019 Datafiles, USSCFY15 - USSCFY19.

Number of Federal Offenders Over Time



Race and Gender



Citizenship, Guilty Pleas, and Trials

