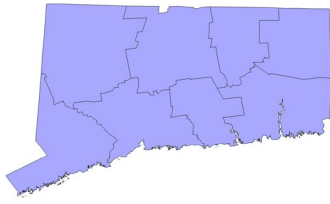


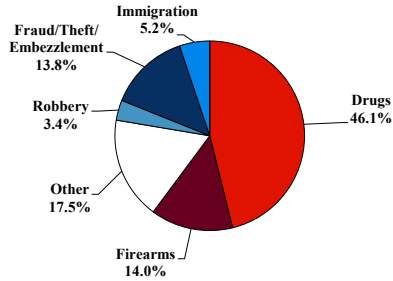
District at a Glance

District of Connecticut

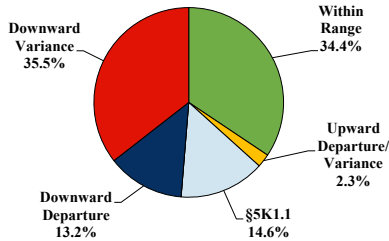
Fiscal Year 2019



Type of Crime



Sentence Imposed Relative to the Guideline Range



SENTENCING INFORMATION BY TYPE OF CRIME

	TOTAL	Immigration	Drug Trafficking	Firearms	Fraud/Theft/Embezzle	Robbery	Child Porn	Money Laundering	All Other
TOTAL	349	18	161	49	48	12	6	11	44
Mean Sentence (months)	42	14	43	36	24	71	73	32	64
Median Sentence (months)	27	12	30	25	24	56	60	18	13

IMPRISONMENT

Total Receiving Imprisonment	311	16	143	47	42	11	6	11	35
Prison Only	281	16	132	42	36	11	6	9	29
Up to 12 Months	52	5	22	5	9	2	0	0	9
13 to 60 Months	167	11	79	30	25	3	4	8	7
61 to 120 Months	37	0	19	6	2	4	1	1	4
Over 120 Months	25	0	12	1	0	2	1	0	9
Prison and Alternatives	30	0	11	5	6	0	0	2	6

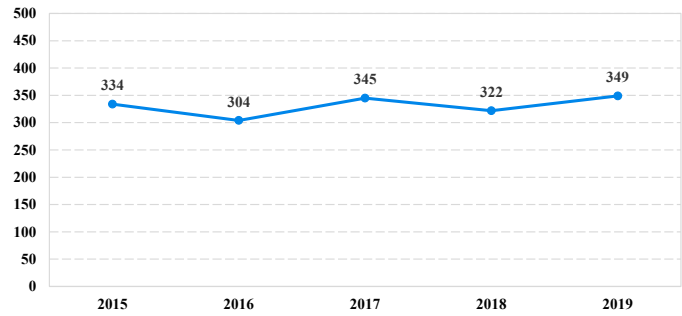
PROBATION

Total Receiving Probation	38	2	18	2	6	1	0	0	9
Probation Only	24	2	9	1	4	1	0	0	7
Probation and Alternatives	14	0	9	1	2	0	0	0	2
FINE ONLY	0	0	0	0	0	0	0	0	0

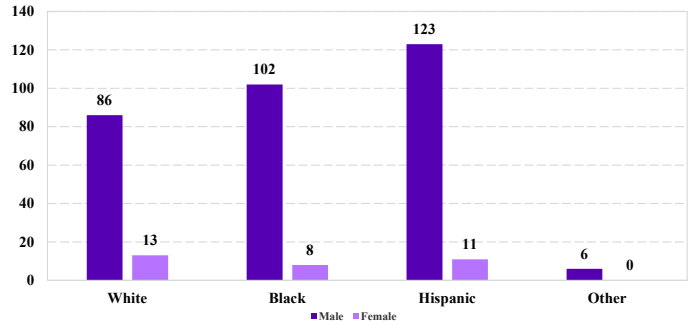
Cases with indeterminable sentence terms are excluded from the calculation of the Mean Sentence or Median Sentence category. Sentences greater than 470 months and probation were included in the sentence average computations as 470 months and zero months, respectively. Cases in the Total Receiving Imprisonment, Total Receiving Probation, and Fine Only categories total 100 percent of all cases. Cases missing information required for a specific analysis were excluded from that analysis. Descriptions of variables used in this analysis are provided in Appendix A.

SOURCE: U.S. Sentencing Commission, 2015 - 2019 Datafiles, USSCFY15 - USSCFY19.

Number of Federal Offenders Over Time



Race and Gender



Citizenship, Guilty Pleas, and Trials

