

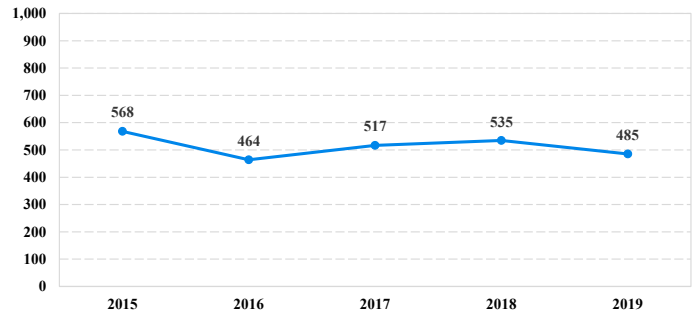
District at a Glance

Northern District of California

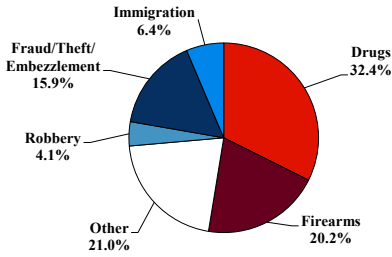
Fiscal Year 2019



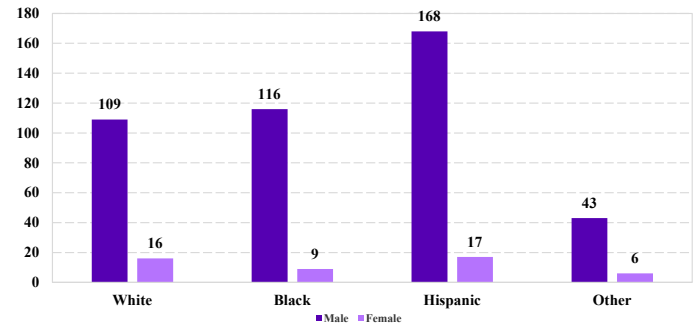
Number of Federal Offenders Over Time



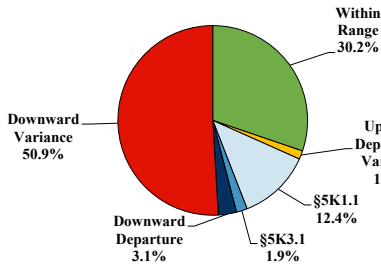
Type of Crime



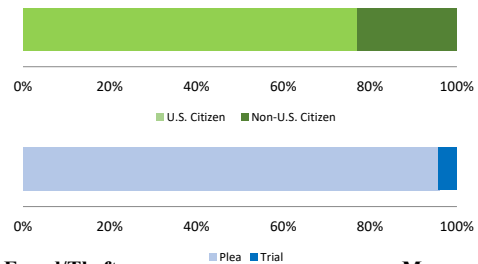
Race and Gender



Sentence Imposed Relative to the Guideline Range



Citizenship, Guilty Pleas, and Trials



SENTENCING INFORMATION BY TYPE OF CRIME

	TOTAL	Immigration	Drug Trafficking	Firearms	Fraud/Theft/Embezzle	Robbery	Child Porn	Money Laundering	All Other
Total	485	31	156	98	77	20	17	14	72
Mean Sentence (months)	48	12	68	39	14	70	63	55	61
Median Sentence (months)	30	9	60	32	10	46	60	46	17

IMPRISONMENT

Total Receiving Imprisonment	427	26	150	94	50	18	17	13	59
Prison Only	403	26	145	91	42	16	17	13	53
Up to 12 Months	71	14	17	10	13	3	1	2	11
13 to 60 Months	205	11	57	63	29	4	11	7	23
61 to 120 Months	86	1	53	17	0	4	3	3	5
Over 120 Months	41	0	18	1	0	5	2	1	14
Prison and Alternatives	24	0	5	3	8	2	0	0	6

PROBATION

Total Receiving Probation	58	5	6	4	27	2	0	1	13
Probation Only	41	5	5	2	18	1	0	1	9
Probation and Alternatives	17	0	1	2	9	1	0	0	4
FINE ONLY	0	0	0	0	0	0	0	0	0

Cases with indeterminable sentence terms are excluded from the calculation of the Mean Sentence or Median Sentence category. Sentences greater than 470 months and probation were included in the sentence average computations as 470 months and zero months, respectively. Cases in the Total Receiving Imprisonment, Total Receiving Probation, and Fine Only categories total 100 percent of all cases. Cases missing information required for a specific analysis were excluded from that analysis. Descriptions of variables used in this analysis are provided in Appendix A.

SOURCE: U.S. Sentencing Commission, 2015 - 2019 Datafiles, USSCFY15 - USSCFY19.