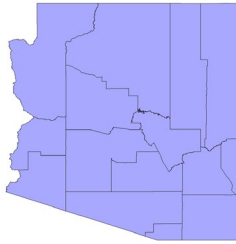


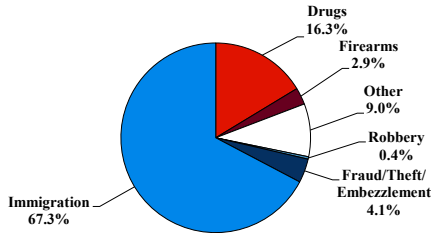
# District at a Glance

## District of Arizona

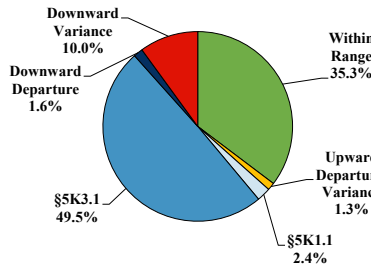
### Fiscal Year 2019



#### Type of Crime



#### Sentence Imposed Relative to the Guideline Range



#### SENTENCING INFORMATION BY TYPE OF CRIME

	TOTAL	Immigration	Drug Trafficking	Firearms	Fraud/Theft/Embezzle	Robbery	Child Porn	Money Laundering	All Other
<b>TOTAL</b>	<b>5,610</b>	<b>3,775</b>	<b>732</b>	<b>161</b>	<b>229</b>	<b>23</b>	<b>40</b>	<b>48</b>	<b>602</b>
Mean Sentence (months)	17	10	33	27	6	94	93	53	34
Median Sentence (months)	8	8	27	21	3	84	81	30	8

#### IMPRISONMENT

<b>Total Receiving Imprisonment</b>	<b>5,243</b>	<b>3,635</b>	<b>656</b>	<b>136</b>	<b>188</b>	<b>22</b>	<b>40</b>	<b>42</b>	<b>524</b>
Prison Only	5,124	3,600	619	127	184	20	39	41	494
Up to 12 Months	2,909	2,387	84	26	159	0	0	9	244
13 to 60 Months	1,997	1,207	461	89	24	6	15	18	177
61 to 120 Months	151	6	61	11	1	9	19	8	36
Over 120 Months	67	0	13	1	0	5	5	6	37
Prison and Alternatives	119	35	37	9	4	2	1	1	30

#### PROBATION

<b>Total Receiving Probation</b>	<b>363</b>	<b>139</b>	<b>76</b>	<b>25</b>	<b>38</b>	<b>1</b>	<b>0</b>	<b>6</b>	<b>78</b>
Probation Only	318	114	69	20	36	1	0	6	72
Probation and Alternatives	45	25	7	5	2	0	0	0	6

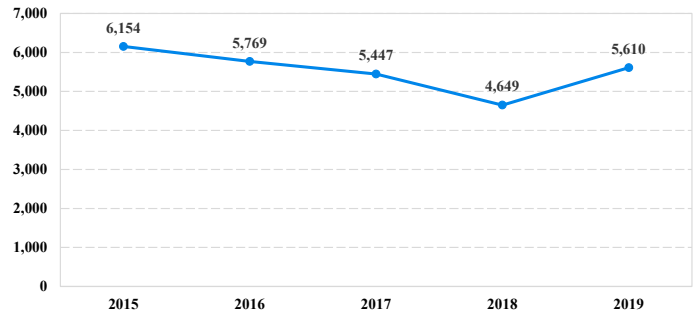
#### FINE ONLY

<b>FINE ONLY</b>	<b>4</b>	<b>1</b>	<b>0</b>	<b>0</b>	<b>3</b>	<b>0</b>	<b>0</b>	<b>0</b>	<b>0</b>
------------------	----------	----------	----------	----------	----------	----------	----------	----------	----------

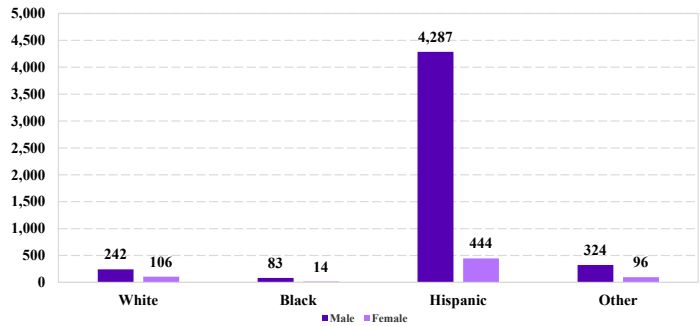
Cases with indeterminable sentence terms are excluded from the calculation of the Mean Sentence or Median Sentence category. Sentences greater than 470 months and probation were included in the sentence average computations as 470 months and zero months, respectively. Cases in the Total Receiving Imprisonment, Total Receiving Probation, and Fine Only categories total 100 percent of all cases. Cases missing information required for a specific analysis were excluded from that analysis. Descriptions of variables used in this analysis are provided in Appendix A.

SOURCE: U.S. Sentencing Commission, 2015 - 2019 Datafiles, USSCFY15 - USSCFY19.

#### Number of Federal Offenders Over Time



#### Race and Gender



#### Citizenship, Guilty Pleas, and Trials

