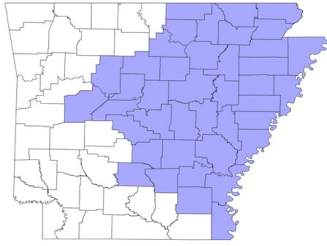


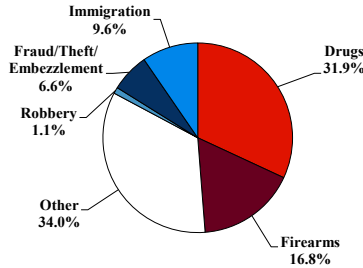
District at a Glance

Eastern District of Arkansas

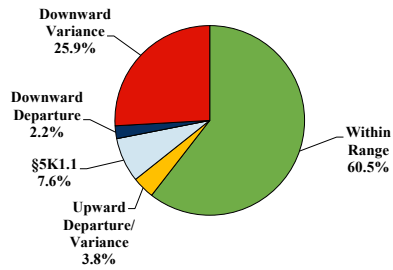
Fiscal Year 2019



Type of Crime



Sentence Imposed Relative to the Guideline Range



SENTENCING INFORMATION BY TYPE OF CRIME

	TOTAL	Immigration	Drug Trafficking	Firearms	Fraud/Theft/Embezzle	Robbery	Child Porn	Money Laundering	All Other
Total	564	54	180	95	37	6	7	2	183
Mean Sentence (months)	46	4	83	64	26	48	104	--	15
Median Sentence (months)	24	1	70	60	7	44	96	--	3

IMPRISONMENT

Total Receiving Imprisonment	519	54	172	92	22	6	7	1	165
Prison Only	513	54	170	90	22	6	7	1	163
Up to 12 Months	195	49	8	2	4	0	0	0	132
13 to 60 Months	158	5	59	52	13	5	1	1	22
61 to 120 Months	110	0	69	30	4	1	3	0	3
Over 120 Months	50	0	34	6	1	0	3	0	6
Prison and Alternatives	6	0	2	2	0	0	0	0	2

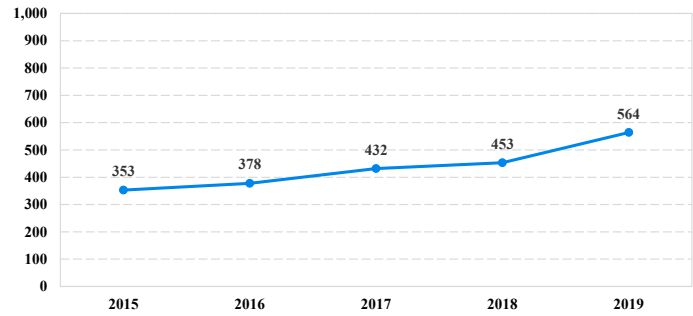
PROBATION

Total Receiving Probation	45	0	8	3	15	0	0	1	18
Probation Only	38	0	8	1	15	0	0	1	13
Probation and Alternatives	7	0	0	2	0	0	0	0	5
FINE ONLY	0	0	0	0	0	0	0	0	0

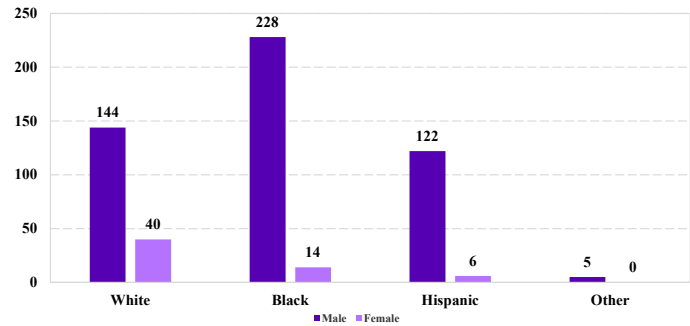
Cases with indeterminable sentence terms are excluded from the calculation of the Mean Sentence or Median Sentence category. Sentences greater than 470 months and probation were included in the sentence average computations as 470 months and zero months, respectively. Cases in the Total Receiving Imprisonment, Total Receiving Probation, and Fine Only categories total 100 percent of all cases. Cases missing information required for a specific analysis were excluded from that analysis. Descriptions of variables used in this analysis are provided in Appendix A.

SOURCE: U.S. Sentencing Commission, 2015 - 2019 Datafiles, USSCFY15 - USSCFY19.

Number of Federal Offenders Over Time



Race and Gender



Citizenship, Guilty Pleas, and Trials

