

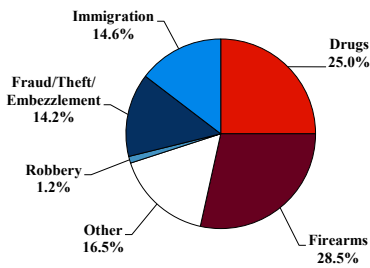
District at a Glance

Middle District of Alabama

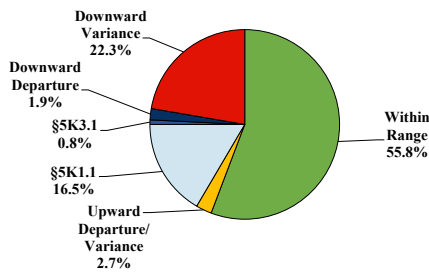
Fiscal Year 2019



Type of Crime



Sentence Imposed Relative to the Guideline Range



SENTENCING INFORMATION BY TYPE OF CRIME

	TOTAL	Immigration	Drug Trafficking	Firearms	Fraud/Theft/Embezzle	Robbery	Child Porn	Money Laundering	All Other
TOTAL	260	38	62	74	37	3	7	8	31
Mean Sentence (months)	55	4	92	56	19	102	125	128	45
Median Sentence (months)	33	3	81	53	10	87	120	108	2

IMPRISONMENT

Total Receiving Imprisonment	222	38	57	69	24	3	7	8	16
Prison Only	212	38	57	65	20	3	7	7	15
Up to 12 Months	47	37	1	1	5	0	0	1	2
13 to 60 Months	77	1	16	39	12	1	0	2	6
61 to 120 Months	62	0	29	22	3	1	4	0	3
Over 120 Months	26	0	11	3	0	1	3	4	4
Prison and Alternatives	10	0	0	4	4	0	0	1	1

PROBATION

Total Receiving Probation	37	0	5	5	13	0	0	0	14
Probation Only	31	0	3	3	12	0	0	0	13
Probation and Alternatives	6	0	2	2	1	0	0	0	1

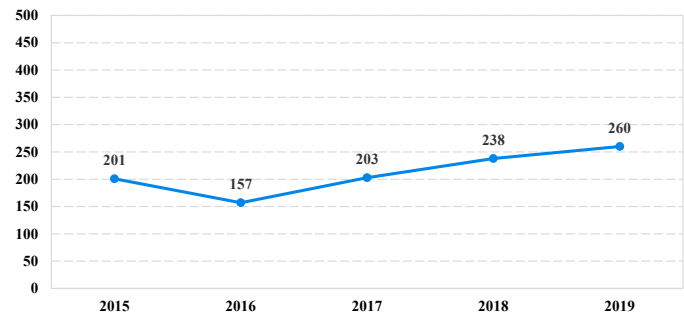
FINE ONLY

FINE ONLY	1	0	0	0	0	0	0	0	1
------------------	----------	----------	----------	----------	----------	----------	----------	----------	----------

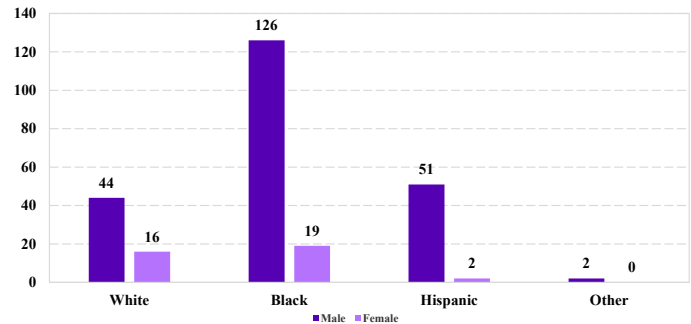
Cases with indeterminable sentence terms are excluded from the calculation of the Mean Sentence or Median Sentence category. Sentences greater than 470 months and probation were included in the sentence average computations as 470 months and zero months, respectively. Cases in the Total Receiving Imprisonment, Total Receiving Probation, and Fine Only categories total 100 percent of all cases. Cases missing information required for a specific analysis were excluded from that analysis. Descriptions of variables used in this analysis are provided in Appendix A.

SOURCE: U.S. Sentencing Commission, 2015 - 2019 Datafiles, USSCFY15 - USSCFY19.

Number of Federal Offenders Over Time



Race and Gender



Citizenship, Guilty Pleas, and Trials

