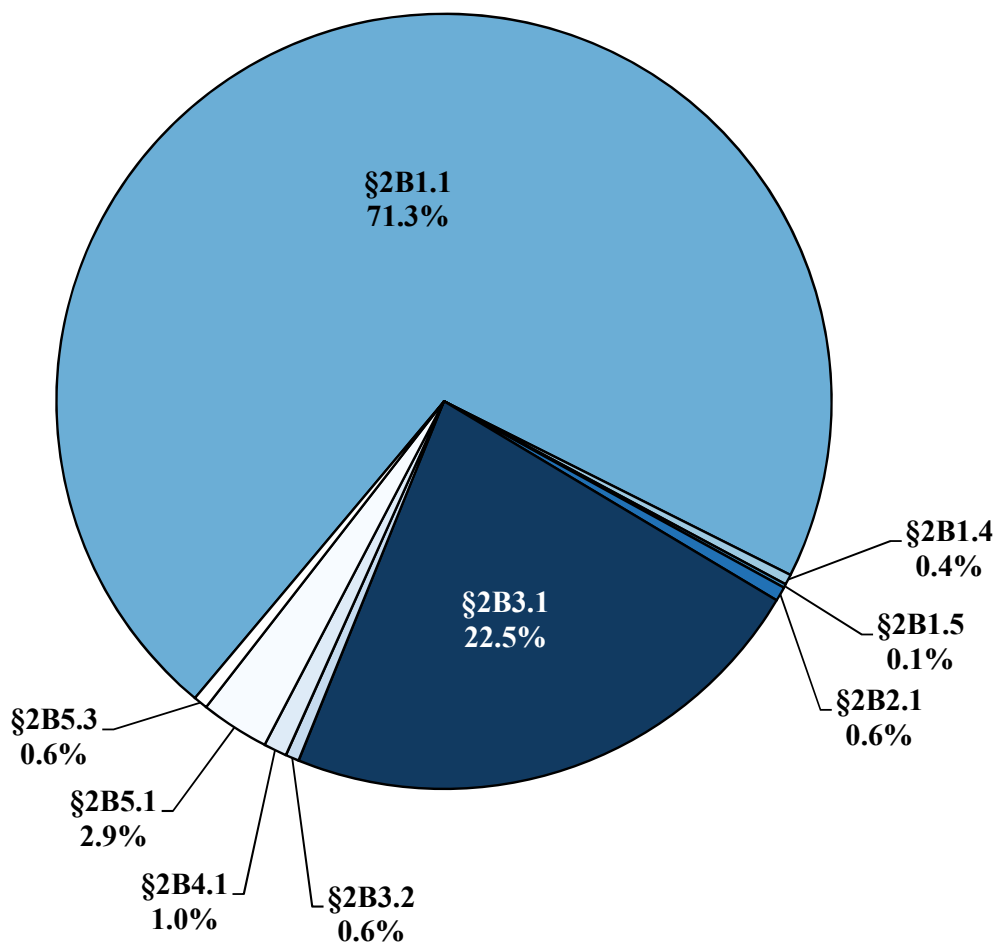


ECONOMIC OFFENSES

Figure E-1

**DISTRIBUTION OF ECONOMIC OFFENSE OFFENDERS
BY GUIDELINE¹
Fiscal Year 2019**



¹ Of the 76,538 cases, in 8,168 the offender was sentenced under USSG Chapter Two, Part B (Basic Economic Offenses). Of these, 8,006 offenders were sentenced under §§2B1.1 (Theft, Property Destruction, and Fraud Offenses), 2B1.4 (Insider Trading), 2B1.5 (Cultural Heritage Resources), 2B2.1 (Burglary), 2B3.1 (Robbery), 2B3.2 (Extortion), 2B4.1 (Bribery), 2B5.1 (Counterfeiting), or 2B5.3 (Copyright). Descriptions of variables used in this figure are provided in Appendix A.

SOURCE: U.S. Sentencing Commission, 2019 Datafile, USSCFY19.

Table E-1
RACE OF ECONOMIC OFFENSE OFFENDERS¹
Fiscal Year 2019

GUIDELINE	TOTAL		WHITE		BLACK		HISPANIC		OTHER	
	N	%	N	%	N	%	N	%	N	%
TOTAL	7,986	38.4	2,855	35.8	1,581	19.8	484	6.1		
§2B1.1	5,694	43.0	1,650	29.0	1,215	21.3	379	6.7		
§2B1.4	35	60.0	1	2.9	6	17.1	7	20.0		
§2B1.5	12	75.0	0	0.0	3	25.0	0	0.0		
§2B2.1	48	20.8	10	20.8	5	10.4	23	47.9		
§2B3.1	1,801	21.7	1,085	60.2	273	15.2	53	2.9		
§2B3.2	45	46.7	4	8.9	19	42.2	1	2.2		
§2B4.1	78	43.6	8	10.3	30	38.5	6	7.7		
§2B5.1	227	49.8	93	41.0	19	8.4	2	0.9		
§2B5.3	46	39.1	4	8.7	11	23.9	13	28.3		

¹ Of the 76,538 cases, in 8,168 the offender was sentenced under USSG Chapter Two, Part B (Basic Economic Offenses). Of these, 8,006 offenders were sentenced under §§2B1.1 (Theft, Property Destruction, and Fraud Offenses), 2B1.4 (Insider Trading), 2B1.5 (Cultural Heritage Resources), 2B2.1 (Burglary), 2B3.1 (Robbery), 2B3.2 (Extortion), 2B4.1 (Bribery), 2B5.1 (Counterfeiting), or 2B5.3 (Copyright). Of these 8,006 cases, 20 were excluded due to missing information on offender's race. Descriptions of variables used in this table are provided in Appendix A.

SOURCE: U.S. Sentencing Commission, 2019 Datafile, USSCFY19.

Table E-2
GENDER OF ECONOMIC OFFENSE OFFENDERS¹
Fiscal Year 2019

GUIDELINE	TOTAL	MALE		FEMALE	
		N	%	N	%
TOTAL	8,006	6,028	75.3	1,978	24.7
§2B1.1	5,707	3,949	69.2	1,758	30.8
§2B1.4	35	33	94.3	2	5.7
§2B1.5	12	10	83.3	2	16.7
§2B2.1	48	42	87.5	6	12.5
§2B3.1	1,805	1,688	93.5	117	6.5
§2B3.2	45	40	88.9	5	11.1
§2B4.1	78	50	64.1	28	35.9
§2B5.1	229	178	77.7	51	22.3
§2B5.3	47	38	80.9	9	19.1

¹ Of the 76,538 cases, in 8,168 the offender was sentenced under USSG Chapter Two, Part B (Basic Economic Offenses). Of these, 8,006 offenders were sentenced under §§2B1.1 (Theft, Property Destruction, and Fraud Offenses), 2B1.4 (Insider Trading), 2B1.5 (Cultural Heritage Resources), 2B2.1 (Burglary), 2B3.1 (Robbery), 2B3.2 (Extortion), 2B4.1 (Bribery), 2B5.1 (Counterfeiting), or 2B5.3 (Copyright). Descriptions of variables used in this table are provided in Appendix A.

SOURCE: U.S. Sentencing Commission, 2019 Datafile, USSCFY19.

Table E-3
AGE OF ECONOMIC OFFENSE OFFENDERS¹
Fiscal Year 2019

GUIDELINE	Under 21		21 to 25		26 to 30		31 to 35		36 to 40		41 to 50		51 to 60		Over 60		
	N	%	N	%	N	%	N	%	N	%	N	%	N	%	N	%	
TOTAL	8,006	2.6	898	11.2	1,213	15.2	1,079	13.5	1,033	12.9	1,690	21.1	1,151	14.4	737	9.2	
§2B1.1	5,707	1.2	407	7.1	724	12.7	774	13.6	747	13.1	1,374	24.1	959	16.8	654	11.5	
§2B1.4	35	0.0	0	0.0	1	2.9	9	25.7	4	11.4	8	22.9	10	28.6	3	8.6	
§2B1.5	12	1	8.3	2	16.7	0	0.0	0	0.0	1	8.3	4	33.3	2	16.7		
§2B2.1	48	3	6.3	15	31.3	7	14.6	8	16.7	6	12.5	5	10.4	3	6.3	1	2.1
§2B3.1	1,805	124	6.9	418	23.2	417	23.1	239	13.2	222	12.3	215	11.9	127	7.0	43	2.4
§2B3.2	45	1	2.2	3	6.7	5	11.1	7	15.6	9	20.0	10	22.2	5	11.1		
§2B4.1	78	0	0.0	0	0.0	2	2.6	4	5.1	1	1.3	23	29.5	27	34.6	21	26.9
§2B5.1	229	8	3.5	48	21.0	52	22.7	33	14.4	40	17.5	38	16.6	7	3.1	3	1.3
§2B5.3	47	0	0.0	5	10.6	5	10.6	5	10.6	3	6.4	13	27.7	11	23.4	5	10.6

¹ Of the 76,538 cases, in 8,168 the offender was sentenced under USSG Chapter Two, Part B (Basic Economic Offenses). Of these, 8,006 offenders were sentenced under §§2B1.1 (Theft, Property Destruction, and Fraud Offenses), 2B1.4 (Insider Trading), 2B1.5 (Cultural Heritage Resources), 2B2.1 (Burglary), 2B3.1 (Robbery), 2B3.2 (Extortion), 2B4.1 (Bribery), 2B5.1 (Counterfeiting), or 2B5.3 (Copyright). Descriptions of variables used in this table are provided in Appendix A.

SOURCE: U.S. Sentencing Commission, 2019 Datafile, USSCFY19.

Table E-4
CITIZENSHIP OF ECONOMIC OFFENSE OFFENDERS¹
Fiscal Year 2019

GUIDELINE	TOTAL		U.S. CITIZEN		NON-U.S. CITIZEN	
	N	%	N	%	N	%
TOTAL	8,002	87.4	6,990	87.4	1,012	12.6
§2B1.1	5,703	84.3	4,810	84.3	893	15.7
§2B1.4	35	88.6	31	88.6	4	11.4
§2B1.5	12	100.0	12	100.0	0	0.0
§2B2.1	48	93.8	45	93.8	3	6.3
§2B3.1	1,805	96.6	1,743	96.6	62	3.4
§2B3.2	45	66.7	30	66.7	15	33.3
§2B4.1	78	88.5	69	88.5	9	11.5
§2B5.1	229	95.2	218	95.2	11	4.8
§2B5.3	47	68.1	32	68.1	15	31.9

¹ Of the 76,538 cases, in 8,168 the offender was sentenced under USSG Chapter Two, Part B (Basic Economic Offenses). Of these, 8,006 offenders were sentenced under §§2B1.1 (Theft, Property Destruction, and Fraud Offenses), 2B1.4 (Insider Trading), 2B1.5 (Cultural Heritage Resources), 2B2.1 (Burglary), 2B3.1 (Robbery), 2B3.2 (Extortion), 2B4.1 (Bribery), 2B5.1 (Counterfeiting), or 2B5.3 (Copyright). Of these 8,006 cases, four were excluded due to missing information on offender's citizenship status. Descriptions of variables used in this table are provided in Appendix A.

SOURCE: U.S. Sentencing Commission, 2019 Datafile, USSCFY19.

Table E-5
EDUCATION OF ECONOMIC OFFENSE OFFENDERS¹
Fiscal Year 2019

GUIDELINE	LESS THAN HIGH SCHOOL GRADUATE		HIGH SCHOOL GRADUATE		SOME COLLEGE		COLLEGE GRADUATE	
	N	%	N	%	N	%	N	%
TOTAL	7,955	21.0	2,626	33.0	2,298	28.9	1,358	17.1
§2B1.1	956	16.9	1,646	29.1	1,831	32.3	1,228	21.7
§2B1.4	35	2.9	3	8.6	6	17.1	25	71.4
§2B1.5	12	16.7	6	50.0	4	33.3	0	0.0
§2B2.1	48	50.0	14	29.2	10	20.8	0	0.0
§2B3.1	1,801	33.8	807	44.8	345	19.2	41	2.3
§2B3.2	45	37.8	15	33.3	8	17.8	5	11.1
§2B4.1	78	5.1	11	14.1	24	30.8	39	50.0
§2B5.1	228	25.0	107	46.9	52	22.8	12	5.3
§2B5.3	47	8.5	17	36.2	18	38.3	8	17.0

¹ Of the 76,538 cases, in 8,168 the offender was sentenced under USSG Chapter Two, Part B (Basic Economic Offenses). Of these, 8,006 offenders were sentenced under §§2B1.1 (Theft, Property Destruction, and Fraud Offenses), 2B1.4 (Insider Trading), 2B1.5 (Cultural Heritage Resources), 2B2.1 (Burglary), 2B3.1 (Robbery), 2B3.2 (Extortion), 2B4.1 (Bribery), 2B5.1 (Counterfeiting), or 2B5.3 (Copyright). Of these 8,006 cases, 51 were excluded due to missing information on offender's education. Descriptions of variables used in this table are provided in Appendix A.

SOURCE: U.S. Sentencing Commission, 2019 Datafile, USSCFY19.

Table E-6
LOSS AMOUNT OF ECONOMIC OFFENSE OFFENDERS¹
Fiscal Year 2019

GUIDELINE	TOTAL		NO GUIDELINE INCREASE FOR LOSS AMOUNT ²		GUIDELINE INCREASE FOR LOSS AMOUNT		AMOUNT OF LOSS ³		
	N	%	N	%	N	%	N	Mean	Median
TOTAL	7,897	32.9	2,599	67.1	5,298	67.1	6,041	\$6,211,930	\$59,027
§2B1.1	5,632	17.2	968	82.8	4,664	82.8	4,397	\$8,435,296	\$137,500
§2B1.4	34	0.0	0	100.0	34	100.0	23	\$867,700	\$298,386
§2B1.5	12	8.3	1	91.7	11	91.7	9	\$123,798	\$10,483
§2B2.1	48	70.8	34	29.2	14	29.2	30	\$9,620	\$823
§2B3.1	1,777	83.9	1,491	16.1	286	16.1	1,301	\$31,165	\$2,076
§2B3.2	44	52.3	23	47.7	21	47.7	26	\$581,840	\$14,050
§2B4.1	76	1.3	1	98.7	75	98.7	53	\$851,192	\$256,872
§2B5.1	228	34.2	78	65.8	150	65.8	169	\$30,508	\$6,600
§2B5.3	46	6.5	3	93.5	43	93.5	33	\$9,362,716	\$236,600

¹ Of the 76,538 cases, in 8,168 the offender was sentenced under USSG Chapter Two, Part B (Basic Economic Offenses). Of these, 8,006 offenders were sentenced under §§2B1.1 (Theft, Property Destruction, and Fraud Offenses), 2B1.4 (Insider Trading), 2B1.5 (Cultural Heritage Resources), 2B2.1 (Burglary), 2B3.1 (Robbery), 2B3.2 (Extortion), 2B4.1 (Bribery), 2B5.1 (Counterfeiting), or 2B5.3 (Copyright). Of these, the Commission received complete guideline application information for 7,897 cases. In 5,298 cases the guideline range was enhanced due to the amount of loss involved in the case. Descriptions of variables used in this table are provided in Appendix A.

² A loss may exist in cases where there was no guideline increase for loss amount and those amounts are included in the amount of loss columns.

³ Cases in which an exact loss amount was not reported were excluded from the amount of loss computation.

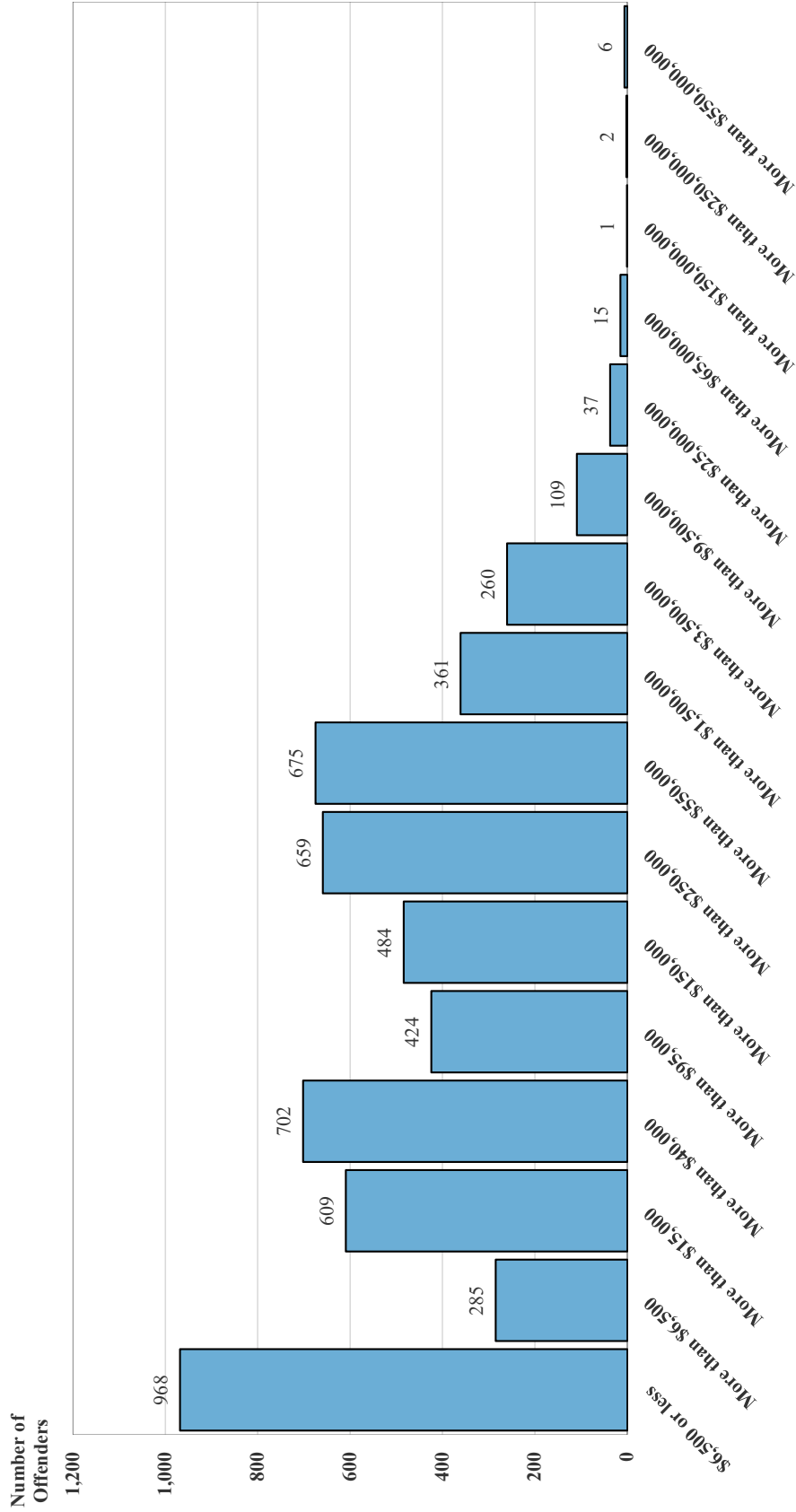
Table E-7
SENTENCE IMPOSED RELATIVE TO THE GUIDELINE RANGE FOR ECONOMIC OFFENSE OFFENDERS¹
Fiscal Year 2019

GUIDELINE	TOTAL			WITHIN GUIDELINE RANGE						DEPARTURE					
	N	%	TOTAL	UPWARD		\$5K1.1		\$5K3.1		DOWNWARD		VARIANCE			
				N	%	N	%	N	%	N	%	N	%		
TOTAL	8,005	3,412	42.6	51	0.6	1,151	14.4	10	0.1	313	3.9	3,068	38.3		
§2B1.1	5,706	2,503	43.9	19	0.3	819	14.4	10	0.2	198	3.5	2,157	37.8		
§2B1.4	35	0	0.0	0	0.0	7	20.0	0	0.0	2	5.7	26	74.3		
§2B1.5	12	4	33.3	0	0.0	0	0.0	0	0.0	0	0.0	8	66.7		
§2B2.1	48	27	56.3	1	2.1	1	2.1	0	0.0	2	4.2	17	35.4		
§2B3.1	1,805	707	39.2	29	1.6	258	14.3	0	0.0	99	5.5	712	39.4		
§2B3.2	45	22	48.9	1	2.2	5	11.1	0	0.0	0	0.0	17	37.8		
§2B4.1	78	14	17.9	0	0.0	32	41.0	0	0.0	1	1.3	31	39.7		
§2B5.1	229	123	53.7	1	0.4	21	9.2	0	0.0	5	2.2	79	34.5		
§2B5.3	47	12	25.5	0	0.0	8	17.0	0	0.0	6	12.8	21	44.7		

¹ Of the 76,538 cases, in 8,168 the offender was sentenced under USSG Chapter Two, Part B (Basic Economic Offenses). Of these, 8,006 offenders were sentenced under §§2B1.1 (Theft, Property Destruction, and Fraud Offenses), 2B1.4 (Insider Trading), 2B1.5 (Cultural Heritage Resources), 2B2.1 (Burglary), 2B3.1 (Robbery), 2B3.2 (Extortion), 2B4.1 (Bribery), 2B5.1 (Counterfeiting), or 2B5.3 (Copyright). Of these 8,006 cases, one was excluded because information was missing from the submitted documents that prevented the comparison of the sentence and the guideline range. Descriptions of variables used in this table are provided in Appendix A.

SOURCE: U.S. Sentencing Commission, 2019 Datafile, USSCFY19.

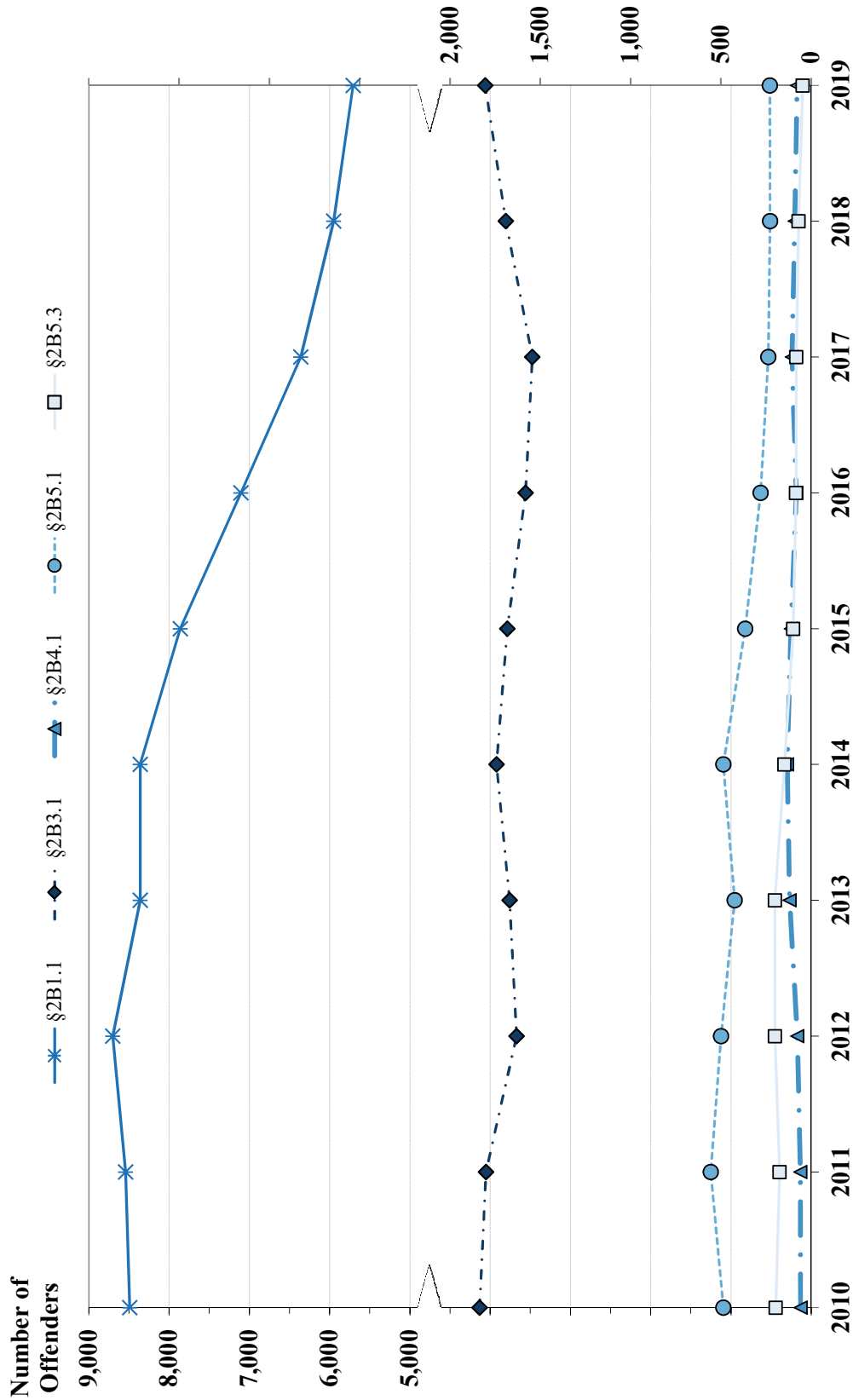
Figure E-2
NUMBER OF OFFENDERS IN EACH §2B1.1 LOSS TABLE CATEGORY¹
Fiscal Year 2019



¹ Of the 76,538 cases, the Commission received complete guideline application information for 70,537 cases. Of these, 5,632 offenders were sentenced under §2B1.1 (Theft, Property Destruction, and Fraud Offenses). An additional 35 were excluded that were sentenced using a *Guidelines Manual* in effect prior to November 1, 2015. Descriptions of variables used in this figure are provided in Appendix A.

SOURCE: U.S. Sentencing Commission, 2019 Datafile, USSCFY19.

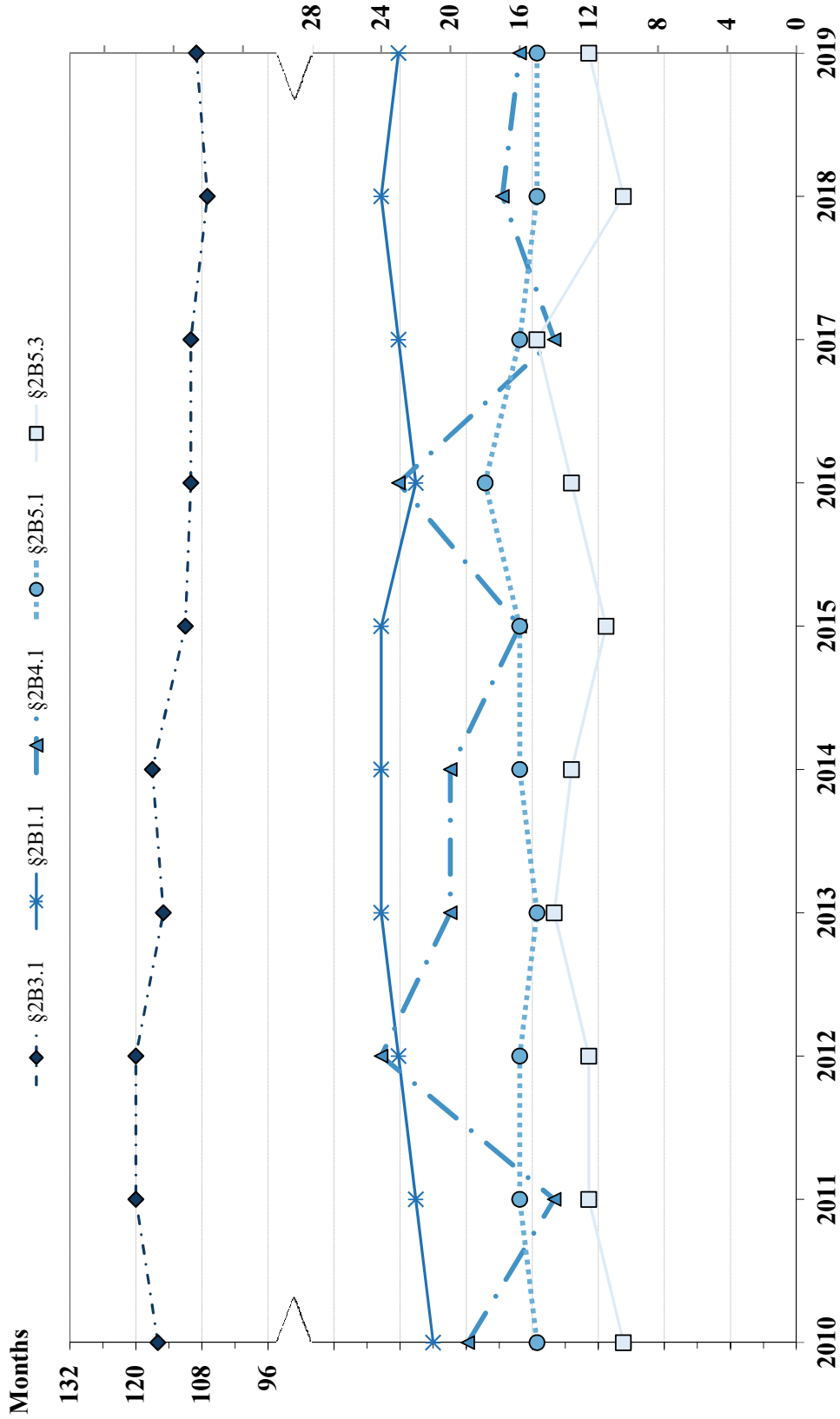
Figure E-3
NUMBER OF ECONOMIC OFFENSE OFFENDERS OVER TIME¹
Fiscal Years 2010 - 2019



¹ Only offenders sentenced under §§2B1.1 (Theft, Property Destruction, and Fraud Offenses), 2B3.1 (Robbery), 2B4.1 (Bribery), 2B5.1 (Counterfeiting), or 2B5.3 (Copyright) are depicted in this figure. Descriptions of variables used in this figure are provided in Appendix A.

SOURCE: U.S. Sentencing Commission, 2010 - 2019 Datafiles, USSCFY10 - USSCFY19.

Figure E-4
SENTENCE LENGTH OF ECONOMIC OFFENSE OFFENDERS OVER TIME¹
Fiscal Years 2010 - 2019



¹ Only offenders sentenced under §2B1.1 (Theft, Property Destruction, and Fraud Offenses), 2B3.1 (Robbery), 2B4.1 (Bribery), 2B5.1 (Counterfeiting), or 2B5.3 (Copyright) are depicted in this figure. Sentences of 470 months or greater (including life) and probation were included in the sentence average computations as 470 months and zero months, respectively. The information in this figure includes conditions of confinement as described in USSG §5C1.1. Cases missing sentencing information were also excluded. Descriptions of variables used in this figure are provided in Appendix A.

SOURCE: U.S. Sentencing Commission, 2010 - 2019 Datafiles, USSCFY10 - USSCFY19.