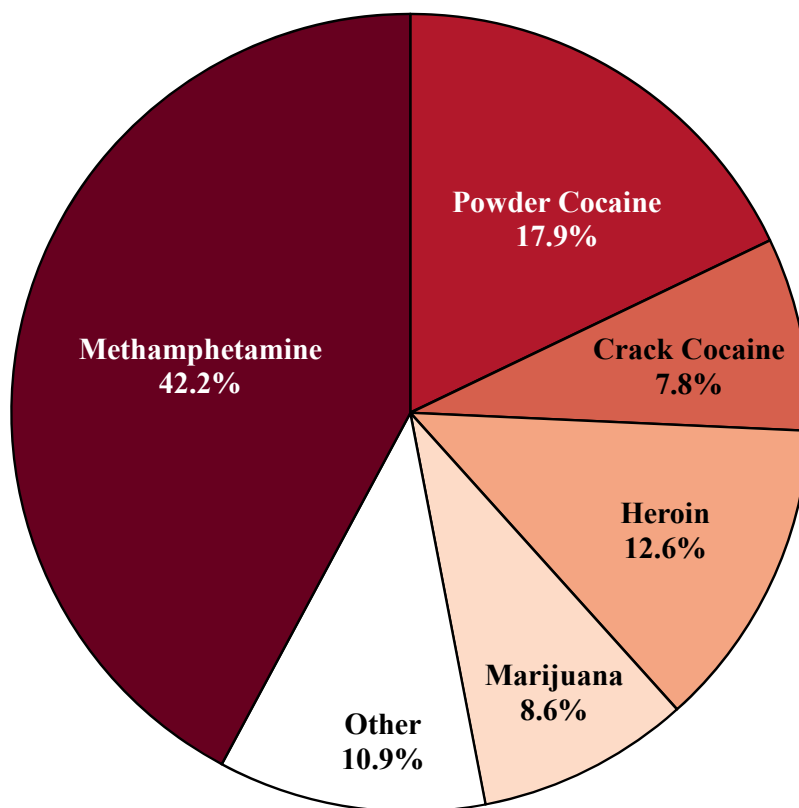


DRUG OFFENSES

Figure D-1

**DISTRIBUTION OF PRIMARY DRUG TYPE
IN FEDERAL DRUG CASES^{1,2}
Fiscal Year 2019**



¹ Of the 76,538 cases, in 20,085 the offender was sentenced under USSG Chapter Two, Part D (Drugs). Of these, one was excluded due to missing information on drug type. Descriptions of variables used in this figure are provided in Appendix A.

² The 'Other' drug category includes the remaining primary drug types of which the following have more than 50 cases: Fentanyl N-Phenyl (900), Oxycodone/Oxycontin (464), Fentanyl Analogue (101), MDMA/Ecstasy/MDA (93), Hydrocodone (90), and Synthetic Cannabinoid (63).

SOURCE: U.S. Sentencing Commission, 2019 Datafile, USSCFY19.

Table D-1
PRIMARY DRUG TYPE OF DRUG TRAFFICKING OFFENDERS¹
Fiscal Year 2019

DRUG TYPE	§2D1.1 Drug Trafficking		§2D1.2 Protected Locations		§2D1.5 Continuing Criminal Enterprise		§2D1.6 Communication Facility		§2D1.8 Rent/Manage Drug Establishment		§2D1.10 Endangering Human Life While Manufacturing		§2D1.14 Narco- Terrorism	
	N	%	N	%	N	%	N	%	N	%	N	%	N	%
TOTAL	19,765	98.5	281	1.4	2	0.0	0	0.0	12	0.1	7	0.0	0	0.0
Powder Cocaine	3,430	95.8	149	4.2	1	0.0	0	0.0	1	0.0	0	0.0	0	0.0
Crack Cocaine	1,506	96.2	57	3.6	0	0.0	0	0.0	2	0.1	0	0.0	0	0.0
Heroin	2,484	99.0	25	1.0	0	0.0	0	0.0	0	0.0	0	0.0	0	0.0
Marijuana	1,665	99.4	4	0.2	0	0.0	0	0.0	0	0.0	6	0.4	0	0.0
Methamphetamine	8,394	99.5	32	0.4	1	0.0	0	0.0	8	0.1	0	0.0	0	0.0
Other	1,984	99.2	14	0.7	0	0.0	0	0.0	1	0.1	1	0.1	0	0.0

¹ Of the 76,538 cases, in 20,085 the offender was sentenced under USSG Chapter Two, Part D (Drugs). Of these, 19,765 offenders were sentenced under §§2D1.1 (Drug Trafficking), 2D1.2 (Protected Locations), 2D1.5 (Continuing Criminal Enterprise), 2D1.6 (Use of a Communication Facility), 2D1.8 (Rent/Manage Drug Establishment), 2D1.10 (Endangering Human Life While Manufacturing), or 2D1.14 (Narco-Terrorism). Descriptions of variables used in this table are provided in Appendix A.

SOURCE: U.S. Sentencing Commission, 2019 Datafile, USSCFY19.

Table D-2
RACE OF DRUG TRAFFICKING OFFENDERS¹
Fiscal Year 2019

DRUG TYPE	TOTAL		WHITE		BLACK		HISPANIC		OTHER	
	N	%	N	%	N	%	N	%	N	%
TOTAL	19,734	25.2	4,968	27.4	8,737	44.3	623	3.2		
Powder Cocaine	3,575	6.4	229	27.1	2,345	65.6	33	0.9		
Crack Cocaine	1,560	5.3	82	81.1	1,265	12.6	16	1.0		
Heroin	2,506	15.5	389	42.6	1,068	40.8	27	1.1		
Marijuana	1,672	13.4	224	14.1	1,130	67.6	83	5.0		
Methamphetamine	8,427	39.7	3,346	13.3	1,122	42.5	379	4.5		
Other	1,994	35.0	698	37.5	748	23.2	85	4.3		

¹ Of the 76,538 cases, in 20,085 the offender was sentenced under USSG Chapter Two, Part D (Drugs). Of these, 19,765 offenders were sentenced under §§2D1.1 (Drug Trafficking), 2D1.2 (Protected Locations), 2D1.5 (Continuing Criminal Enterprise), 2D1.6 (Use of a Communication Facility), 2D1.8 (Rent/Manage Drug Establishment), 2D1.10 (Endangering Human Life While Manufacturing), or 2D1.14 (Narco-Terrorism). Of these 19,765 cases, 31 were excluded due to missing information on offender's race. Descriptions of variables used in this table are provided in Appendix A.

SOURCE: U.S. Sentencing Commission, 2019 Datafile, USSCFY19.

Table D-3
GENDER OF DRUG TRAFFICKING OFFENDERS¹
Fiscal Year 2019

DRUG TYPE	TOTAL	MALE		FEMALE	
		N	%	N	%
TOTAL	19,765	16,450	83.2	3,315	16.8
Powder Cocaine	3,581	3,187	89.0	394	11.0
Crack Cocaine	1,565	1,438	91.9	127	8.1
Heroin	2,509	2,155	85.9	354	14.1
Marijuana	1,675	1,460	87.2	215	12.8
Methamphetamine	8,435	6,575	77.9	1,860	22.1
Other	2,000	1,635	81.8	365	18.3

¹ Of the 76,538 cases, in 20,085 the offender was sentenced under USSG Chapter Two, Part D (Drugs). Of these, 19,765 offenders were sentenced under §§2D1.1 (Drug Trafficking), 2D1.2 (Protected Locations), 2D1.5 (Continuing Criminal Enterprise), 2D1.6 (Use of a Communication Facility), 2D1.8 (Rent/Manage Drug Establishment), 2D1.10 (Endangering Human Life While Manufacturing), or 2D1.14 (Narco-Terrorism). Descriptions of variables used in this table are provided in Appendix A.

SOURCE: U.S. Sentencing Commission, 2019 Datafile, USSCFY19.

Table D-4
AGE OF DRUG TRAFFICKING OFFENDERS¹
Fiscal Year 2019

DRUG TYPE	Under 21		21 to 25		26 to 30		31 to 35		36 to 40		41 to 50		51 to 60		Over 60	
	TOTAL	%	N	%	N	%	N	%	N	%	N	%	N	%	N	%
TOTAL	19,765	5.17	2,392	12.1	3,523	17.8	3,734	18.9	3,477	17.6	4,012	20.3	1,628	8.2	482	2.4
Powder Cocaine	3,581	1.5	337	9.4	610	17.0	653	18.2	654	18.3	871	24.3	315	8.8	89	2.5
Crack Cocaine	1,565	1.3	162	10.4	310	19.8	328	21.0	306	19.6	292	18.7	116	7.4	31	2.0
Heroin	2,509	1.7	317	12.6	515	20.5	460	18.3	402	16.0	494	19.7	196	7.8	82	3.3
Marijuana	1,675	8.2	359	21.4	319	19.0	283	16.9	193	11.5	237	14.1	113	6.7	33	2.0
Methamphetamine	8,435	2.18	959	11.4	1,403	16.6	1,640	19.4	1,608	19.1	1,732	20.5	721	8.5	154	1.8
Other	2,000	2.3	258	12.9	366	18.3	370	18.5	314	15.7	386	19.3	167	8.4	93	4.7

¹ Of the 76,538 cases, in 20,085 the offender was sentenced under USSG Chapter Two, Part D (Drugs). Of these, 19,765 offenders were sentenced under §§2D1.1 (Drug Trafficking), 2D1.2 (Protected Locations), 2D1.5 (Continuing Criminal Enterprise), 2D1.6 (Use of a Communication Facility), 2D1.8 (Rent/Manage Drug Establishment), 2D1.10 (Endangering Human Life While Manufacturing), or 2D1.14 (Narco-Terrorism). Descriptions of variables used in this table are provided in Appendix A.

SOURCE: U.S. Sentencing Commission, 2019 Datafile, USSCFY19.

Table D-5
CITIZENSHIP OF DRUG TRAFFICKING OFFENDERS¹
Fiscal Year 2019

DRUG TYPE	TOTAL	U.S. CITIZEN		NON-U.S. CITIZEN	
		N	%	N	%
TOTAL	19,743	15,556	78.8	4,187	21.2
Powder Cocaine	3,567	2,302	64.5	1,265	35.5
Crack Cocaine	1,565	1,537	98.2	28	1.8
Heroin	2,509	2,055	81.9	454	18.1
Marijuana	1,674	949	56.7	725	43.3
Methamphetamine	8,428	6,916	82.1	1,512	17.9
Other	2,000	1,797	89.9	203	10.2

¹ Of the 76,538 cases, in 20,085 the offender was sentenced under USSG Chapter Two, Part D (Drugs). Of these, 19,765 offenders were sentenced under §§2D1.1 (Drug Trafficking), 2D1.2 (Protected Locations), 2D1.5 (Continuing Criminal Enterprise), 2D1.6 (Use of a Communication Facility), 2D1.8 (Rent/Manage Drug Establishment), 2D1.10 (Endangering Human Life While Manufacturing), or 2D1.14 (Narco-Terrorism). Of these 19,765 cases, 22 were excluded due to missing information on offender's citizenship status. Descriptions of variables used in this table are provided in Appendix A.

SOURCE: U.S. Sentencing Commission, 2019 Datafile, USSCFY19.

Table D-6
EDUCATION OF DRUG TRAFFICKING OFFENDERS¹
Fiscal Year 2019

DRUG TYPE	LESS THAN HIGH SCHOOL GRADUATE		HIGH SCHOOL GRADUATE		SOME COLLEGE		COLLEGE GRADUATE	
	N	%	N	%	N	%	N	%
TOTAL	19,715	38.2	7,530	38.8	3,826	19.4	718	3.6
Powder Cocaine	1,474	41.3	1,267	35.5	679	19.0	148	4.1
Crack Cocaine	1,563	40.4	692	44.3	220	14.1	20	1.3
Heroin	2,502	38.6	1,016	40.6	450	18.0	69	2.8
Marijuana	1,672	50.0	462	27.6	302	18.1	72	4.3
Methamphetamine	8,415	36.3	3,467	41.2	1,679	20.0	217	2.6
Other	1,995	28.6	737	36.9	496	24.9	192	9.6

¹ Of the 76,538 cases, in 20,085 the offender was sentenced under USSG Chapter Two, Part D (Drugs). Of these, 19,765 offenders were sentenced under §§2D1.1 (Drug Trafficking), 2D1.2 (Protected Locations), 2D1.5 (Continuing Criminal Enterprise), 2D1.6 (Use of a Communication Facility), 2D1.8 (Rent/Manage Drug Establishment), 2D1.10 (Endangering Human Life While Manufacturing), or 2D1.14 (Narco-Terrorism). Of these 19,765 cases, 50 were excluded due to missing information on offender's education. Descriptions of variables used in this table are provided in Appendix A.

SOURCE: U.S. Sentencing Commission, 2019 Datafile, USSCFY19.

Table D-7
CRIMINAL HISTORY CATEGORY OF DRUG TRAFFICKING OFFENDERS¹
Fiscal Year 2019

DRUG TYPE	TOTAL	CRIMINAL HISTORY CATEGORY																	
		I		II		III		IV		V		VI							
		N	%	N	%	N	%	N	%	N	%	N	%						
TOTAL	19,765	8,898	45.0	2,416	12.2	2,885	14.6	1,764	8.9	1,117	5.7	2,685	13.6						
Powder Cocaine	3,581	2,231	62.3	394	11.0	434	12.1	197	5.5	89	2.5	236	6.6						
Crack Cocaine	1,565	294	18.8	212	13.5	315	20.1	206	13.2	135	8.6	403	25.8						
Heroin	2,509	942	37.5	343	13.7	419	16.7	247	9.8	156	6.2	402	16.0						
Marijuana	1,675	1,092	65.2	205	12.2	181	10.8	88	5.3	34	2.0	75	4.5						
Methamphetamine	8,435	3,379	40.1	972	11.5	1,245	14.8	870	10.3	614	7.3	1,355	16.1						
Other	2,000	960	48.0	290	14.5	291	14.6	156	7.8	89	4.5	214	10.7						

¹ Of the 76,538 cases, in 20,085 the offender was sentenced under USSG Chapter Two, Part D (Drugs). Of these, 19,765 offenders were sentenced under §§2D1.1 (Drug Trafficking), 2D1.2 (Protected Locations), 2D1.5 (Continuing Criminal Enterprise), 2D1.6 (Use of a Communication Facility), 2D1.8 (Rent/Manage Drug Establishment), 2D1.10 (Endangering Human Life While Manufacturing), or 2D1.14 (Narco-Terrorism). Descriptions of variables used in this table are provided in Appendix A.

SOURCE: U.S. Sentencing Commission, 2019 Datafile, USSCFY19.

Table D-8
WEAPON INVOLVEMENT OF DRUG TRAFFICKING OFFENDERS¹
Fiscal Year 2019

DRUG TYPE	TOTAL	NO WEAPON INVOLVED		WEAPON INVOLVED	
		N	%	N	%
TOTAL	19,434	14,853	76.4	4,581	23.6
Powder Cocaine	3,512	2,867	81.6	645	18.4
Crack Cocaine	1,551	959	61.8	592	38.2
Heroin	2,468	1,948	78.9	520	21.1
Marijuana	1,651	1,385	83.9	266	16.1
Methamphetamine	8,281	6,122	73.9	2,159	26.1
Other	1,971	1,572	79.8	399	20.2

¹ Of the 76,538 cases, in 20,085 the offender was sentenced under USSG Chapter Two, Part D (Drugs). Of these, 19,765 offenders were sentenced under §§2D1.1 (Drug Trafficking), 2D1.2 (Protected Locations), 2D1.5 (Continuing Criminal Enterprise), 2D1.6 (Use of a Communication Facility), 2D1.8 (Rent/Manage Drug Establishment), 2D1.10 (Endangering Human Life While Manufacturing), or 2D1.14 (Narco-Terrorism). Of these, 19,434 cases contained complete guideline application information. Descriptions of variables used in this table are provided in Appendix A.

SOURCE: U.S. Sentencing Commission, 2019 Datafile, USSCFY19.

Table D-9
ROLE ADJUSTMENT OF DRUG TRAFFICKING OFFENDERS¹
Fiscal Year 2019

DRUG TYPE	TOTAL		No Role Adjustment		Mitigating Role Adjustment		Aggravating Role Adjustment	
	N	%	N	%	N	%	N	%
TOTAL	19,434	73.3	14,252	73.3	3,756	19.3	1,426	7.3
Powder Cocaine	3,512	72.3	2,539	72.3	638	18.2	335	9.5
Crack Cocaine	1,551	89.7	1,392	89.7	59	3.8	100	6.4
Heroin	2,468	75.2	1,856	75.2	378	15.3	234	9.5
Marijuana	1,651	55.7	919	55.7	633	38.3	99	6.0
Methamphetamine	8,281	72.0	5,961	72.0	1,845	22.3	475	5.7
Other	1,971	80.4	1,585	80.4	203	10.3	183	9.3

¹ Of the 76,538 cases, in 20,085 the offender was sentenced under USSG Chapter Two, Part D (Drugs). Of these, 19,765 offenders were sentenced under §§2D1.1 (Drug Trafficking), 2D1.2 (Protected Locations), 2D1.5 (Continuing Criminal Enterprise), 2D1.6 (Use of a Communication Facility), 2D1.8 (Rent/Manage Drug Establishment), 2D1.10 (Endangering Human Life While Manufacturing), or 2D1.14 (Narco-Terrorism). Of these, 19,434 contained complete guideline application information. Descriptions of variables used in this table are provided in Appendix A.

SOURCE: U.S. Sentencing Commission, 2019 Datafile, USSCFY19.

Table D-10

**DRUG AMOUNTS (IN GRAMS) FOR SELECTED
BASE OFFENSE LEVELS AND DRUG TYPES¹
Fiscal Year 2019**

DRUG TYPE	Base Offense Level and Quantity Range			
	12	24	30	38
Powder Cocaine	Less than 50G	500G - 1,999G	5,000G - 14,999G	At least 450,000G
N	100	317	381	300
Mean	18.7	1,095.8	8,982.5	1,348,435.3
Median	18.2	1,000.0	9,040.0	1,004,700.0
Crack Cocaine	Less than 2.8G	28G - 111G	280G - 839G	At least 25,200G
N	48	156	32	3
Mean	1.4	61.9	465.0	51,723.3
Median	1.4	60.3	436.0	29,540.0
Heroin	Less than 10G	100G - 399G	1,000G - 2,999G	At least 90,000G
N	101	205	191	9
Mean	2.9	216.9	1,719.4	130,787.8
Median	2.0	203.1	1,800.0	116,000.0
Marijuana	5,000G - 9,999G	100,000G - 399,999G	1,000,000G - 2,999,999G	At least 90,000,000G
N	29	423	50	0
Mean	7,261.6	172,785.2	1,825,496.4	--
Median	6,900.0	145,000.0	1,945,000.0	--
Methamphetamine Mix	Less than 5G	50G - 199G	500G - 1,499G	At least 45,000G
N	33	198	218	56
Mean	2.9	107.5	939.0	108,233.3
Median	3.4	106.8	907.2	65,330.0
Methamphetamine Actual	Less than 0.5G	5G - 19G	50G - 149G	At least 4,500G
N	2	160	507	387
Mean	--	11.6	87.4	18,217.8
Median	--	11.9	82.4	10,000.0

¹ Of the 76,538 cases, 19,463 were sentenced under §2D1.1 (Drug Trafficking). Of these, 19,142 cases had complete guideline application information. Of these 19,142 cases, 17,095 involved powder cocaine, crack cocaine, heroin, marijuana, methamphetamine actual or mix. Of these 17,095 cases, 7,086 had a base offense level of 12, 24, 30, or 38. Of these 7,086 cases, 3,180 were excluded due to one or more of the following reasons: involvement of more than one drug type (1,694), missing drug amount or range (1,577), amendment year earlier than 2014 (6), or logical criteria (10). The methamphetamine actual category also includes ICE. Descriptions of variables used in this table are provided in Appendix A.

Table D-11
LENGTH OF MANDATORY MINIMUM PENALTIES IN DRUG TRAFFICKING CASES¹
Fiscal Year 2019

DRUG TYPE	TOTAL		No Drug Mandatory Minimum ²		Five-Year Drug Mandatory Minimum		Ten-Year or More Drug Mandatory Minimum ³	
	N	%	N	%	N	%	N	%
TOTAL	19,757	35.0	6,906	35.0	4,867	24.6	7,984	40.4
Powder Cocaine	3,581	26.0	932	26.0	1,037	29.0	1,612	45.0
Crack Cocaine	1,565	53.5	838	53.5	478	30.5	249	15.9
Heroin	2,509	42.1	1,056	42.1	653	26.0	800	31.9
Marijuana	1,675	63.2	1,059	63.2	516	30.8	100	6.0
Methamphetamine	8,427	19.3	1,626	19.3	1,898	22.5	4,903	58.2
Other	2,000	69.8	1,395	69.8	285	14.3	320	16.0

¹ Of the 76,538 cases, in 20,085 the offender was sentenced under USSG Chapter Two, Part D (Drugs). Of these, 19,765 offenders were sentenced under §§2D1.1 (Drug Trafficking), 2D1.2 (Protected Locations), 2D1.5 (Continuing Criminal Enterprise), 2D1.6 (Use of a Communication Facility), 2D1.8 (Rent/Manage Drug Establishment), 2D1.10 (Endangering Human Life While Manufacturing), or 2D1.14 (Narco-Terrorism). Of the remaining cases, eight were excluded because the offender was convicted of a mandatory minimum penalty from one of the following statutes: 21 U.S.C. § 860a or 21 U.S.C. § 865. Descriptions of variables used in this table are provided in Appendix A.

² Includes 121 offenders whose drug mandatory minimum penalty was 12 months or less.

³ Includes 402 offenders whose drug mandatory minimum penalty was greater than ten years.

SOURCE: U.S. Sentencing Commission, 2019 Datafile, USSCFY19.

Table D-12
APPLICATION OF RECIDIVIST PENALTIES IN DRUG TRAFFICKING CASES¹
Fiscal Year 2019

DRUG TYPE	ENHANCEMENT FILED		ENHANCEMENT WITHDRAWN ²		ENHANCEMENT NOT WITHDRAWN	
	N	%	N	%	N	%
TOTAL	1,705	41.2	702	41.2	1,003	58.8
Powder Cocaine	267	35.6	95	35.6	172	64.4
Crack Cocaine	265	39.2	104	39.2	161	60.8
Heroin	298	34.2	102	34.2	196	65.8
Marijuana	85	23.5	20	23.5	65	76.5
Methamphetamine	648	52.6	341	52.6	307	47.4
Other	142	28.2	40	28.2	102	71.8

¹ Of the 1,714 cases in which notice of an enhanced penalty was given under 21 U.S.C. § 851, nine were excluded due to missing or undetermined withdrawal information. Descriptions of variables used in this table are provided in Appendix A.

² Includes 120 cases in which the enhancement was not formally withdrawn but where the court determined that the enhancement did not apply at the time of sentencing.

SOURCE: U.S. Sentencing Commission, 2019 851 Datafile, DRUG851FY19.

Table D-13
DRUG TRAFFICKING OFFENDERS RECEIVING SAFETY VALVE AND
MANDATORY MINIMUM PENALTIES^{1,5}
Fiscal Year 2019

DRUG TYPE	NO SAFETY VALVE				SAFETY VALVE				
	No Drug		Drug		No Drug		Drug		
	Mandatory Minimum ²	%	Mandatory Minimum ³	%	Mandatory Minimum	%	Mandatory Minimum ⁴	%	
TOTAL	N		N		N		N		
TOTAL	19,428	5,306	27.3	7,472	38.5	1,487	7.7	5,163	26.6
Powder Cocaine		746	21.2	1,178	33.5	173	4.9	1,415	40.3
Crack Cocaine		792	51.1	646	41.7	34	2.2	79	5.1
Heroin		886	35.9	890	36.1	155	6.3	537	21.8
Marjuana		580	35.2	219	13.3	459	27.9	388	23.6
Methamphetamine		1,286	15.5	4,160	50.2	305	3.7	2,529	30.5
Other		1,016	51.5	379	19.2	361	18.3	215	10.9

¹ Of the 76,538 cases, in 20,085 the offender was sentenced under USSG Chapter Two, Part D (Drugs). Of these, 19,765 offenders were sentenced under §§2D1.1 (Drug Trafficking), 2D1.2 (Protected Locations), 2D1.5 (Continuing Criminal Enterprise), 2D1.6 (Use of a Communication Facility), 2D1.8 (Rent/Manage Drug Establishment), 2D1.10 (Endangering Human Life While Manufacturing), or 2D1.14 (Narco-Terrorism). Of these, 19,434 cases contained complete guideline application information. Of these 19,434 cases, six were excluded due to missing safety valve or mandatory minimum information. Descriptions of variables used in this table are provided in Appendix A.

² This column includes 197 cases where the court indicated a variance based on the expanded safety valve eligibility under the First Step Act, but the offender was not eligible to receive the guideline safety valve reduction.

³ For offenders with no drug mandatory minimum penalty, use of the term 'safety valve' on this table means that the court indicated that the two-level reduction at §2D1.1 applied because the offender met the criteria set forth at §5C1.2.

⁴ For offenders with a drug mandatory minimum penalty, use of the term 'safety valve' on this table means that the court sentenced the offender without regard to any applicable mandatory minimum penalty (in accordance with the 'safety valve' provision of 18 U.S.C. § 3553(f), incorporated into the guidelines at §5C1.2).

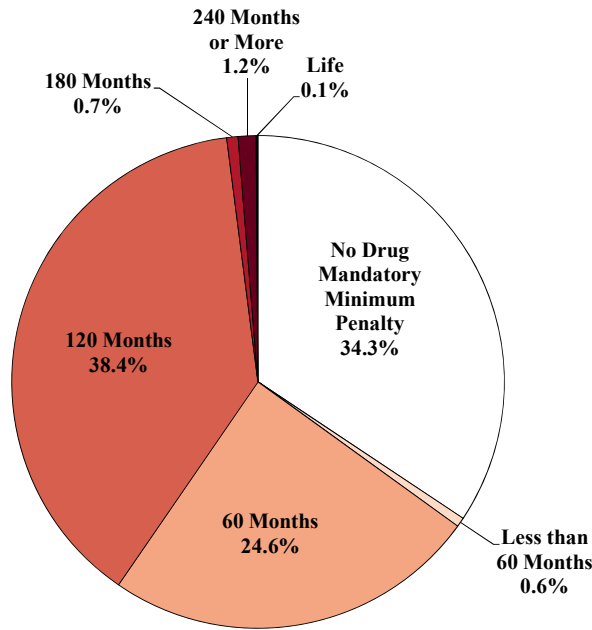
⁵ Effective November 1, 2012, the safety valve reduction was added to §2D1.11 (Unlawfully Distributing a Listed Chemical). There were 27 offenders sentenced under §2D1.11 as the primary sentencing guideline in which the 2012 or later *Guidelines Manual* was applied with complete guideline application information. Of these cases, the safety valve reduction was applied for eight offenders.

SOURCE: U.S. Sentencing Commission, 2019 Datafile, USSCFY19.

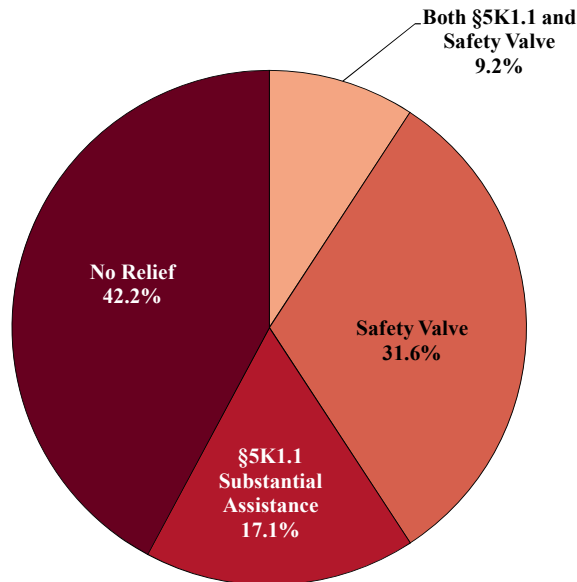
Figure D-2

MANDATORY MINIMUM PENALTIES IN DRUG TRAFFICKING CASES¹
Fiscal Year 2019

LENGTH OF MANDATORY MINIMUM PENALTIES



RELIEF FROM MANDATORY MINIMUM PENALTIES



¹ Of the 76,538 cases, in 20,085 the offender was sentenced under USSG Chapter Two, Part D (Drugs). Of these, 19,765 offenders were sentenced under §§2D1.1 (Drug Trafficking), 2D1.2 (Protected Locations), 2D1.5 (Continuing Criminal Enterprise), 2D1.6 (Use of a Communication Facility), 2D1.8 (Rent/Manage Drug Establishment), 2D1.10 (Endangering Human Life While Manufacturing), or 2D1.14 (Narco-Terrorism). Of these 19,765 cases, eight were excluded because the offender was convicted of a mandatory minimum penalty from one of the following statutes: 21 U.S.C. § 860a or 21 U.S.C. § 865. Descriptions of variables used in this figure are provided in Appendix A.

SOURCE: U.S. Sentencing Commission, 2019 Datafile, USSCFY19.

Table D-14
SENTENCE IMPOSED RELATIVE TO THE GUIDELINE RANGE FOR DRUG TRAFFICKING OFFENDERS¹
Fiscal Year 2019

DRUG TYPE	TOTAL	WITHIN GUIDELINE RANGE		DEPARTURE									
		N	%	UPWARD		§5K1.1		§5K3.1		DOWNWARD		VARIANCE ²	
				N	%	N	%	N	%	N	%	N	%
TOTAL	19,762	6,723	34.0	64	0.3	4,457	22.6	1,220	6.2	837	4.2	6,461	32.7
Powder Cocaine	3,580	1,405	39.2	6	0.2	787	22.0	140	3.9	134	3.7	1,108	30.9
Crack Cocaine	1,564	628	40.2	10	0.6	247	15.8	0	0.0	74	4.7	605	38.7
Heroin	2,508	915	36.5	20	0.8	539	21.5	91	3.6	104	4.1	839	33.5
Marijuana	1,675	804	48.0	9	0.5	209	12.5	122	7.3	94	5.6	437	26.1
Methamphetamine	8,435	2,335	27.7	8	0.1	2,186	25.9	832	9.9	358	4.2	2,716	32.2
Other	2,000	636	31.8	11	0.6	489	24.5	35	1.8	73	3.7	756	37.8

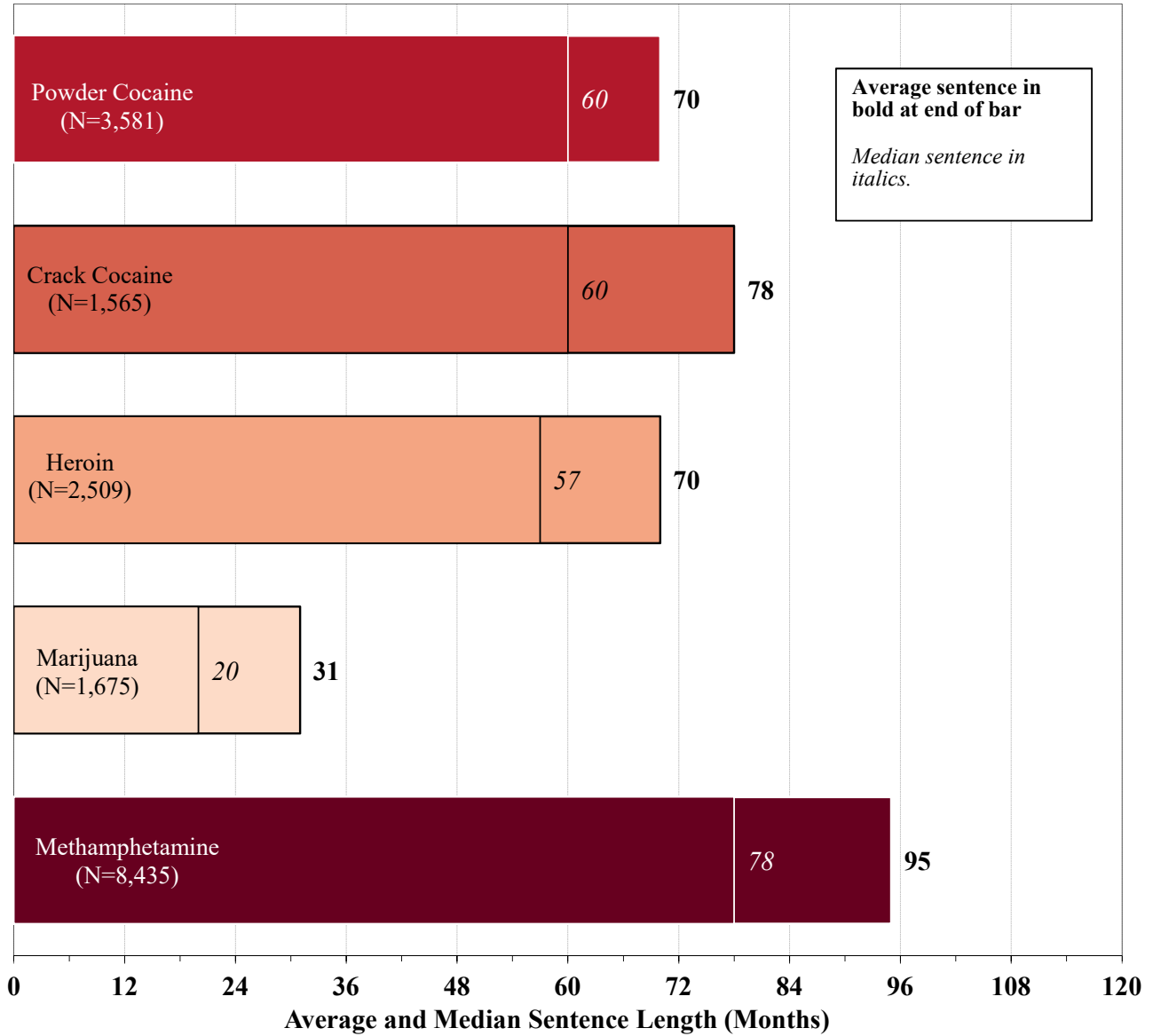
¹ Of the 76,538 cases, in 20,085 the offender was sentenced under USSG Chapter Two, Part D (Drugs). Of these, 19,765 offenders were sentenced under §§2D1.1 (Drug Trafficking), 2D1.2 (Protected Locations), 2D1.5 (Continuing Criminal Enterprise), 2D1.6 (Use of a Communication Facility), 2D1.8 (Rent/Manage Drug Establishment), 2D1.10 (Endangering Human Life While Manufacturing), or 2D1.14 (Narco-Terrorism). Of these 19,765 cases, three were excluded because information was missing from the submitted documents that prevented the comparison of the sentence and the guideline range. Descriptions of variables used in this table are provided in Appendix A.

² Of the 6,461 variance cases, in 470 cases the court cited First Step Act safety valve expansion as a reason for the sentence.

SOURCE: U.S. Sentencing Commission, 2019 Datafile, USSCFY19.

Figure D-3

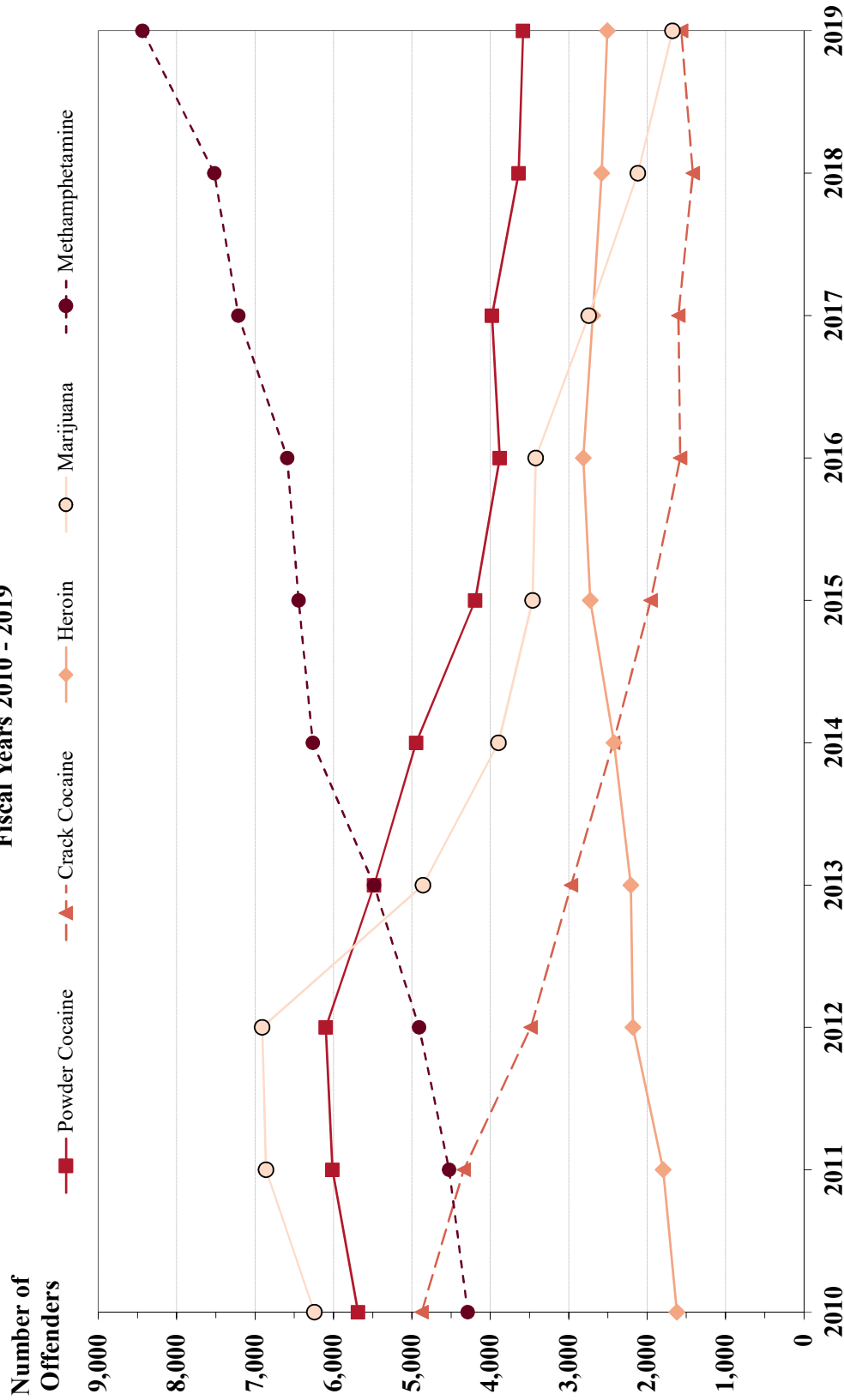
**SENTENCE LENGTH OF DRUG TRAFFICKING OFFENDERS
BY MAJOR DRUG TYPE¹
Fiscal Year 2019**



¹ Of the 76,538 cases, in 20,085 the offender was sentenced under USSG Chapter Two, Part D (Drugs). Of these, 19,765 offenders were sentenced under §§2D1.1 (Drug Trafficking), 2D1.2 (Protected Locations), 2D1.5 (Continuing Criminal Enterprise), 2D1.6 (Use of a Communication Facility), 2D1.8 (Rent/Manage Drug Establishment), 2D1.10 (Endangering Human Life While Manufacturing), or 2D1.14 (Narco-Terrorism). Sentences of 470 months or greater (including life) and probation were included in the sentence average computations as 470 months and zero months, respectively. The information in this figure includes conditions of confinement as described in USSG §5C1.1. Italicized numbers depict median values and the bolded numbers at the end of the bar indicate average values. Descriptions of variables used in this figure are provided in Appendix A.

SOURCE: U.S. Sentencing Commission, 2019 Datafile, USSCFY19.

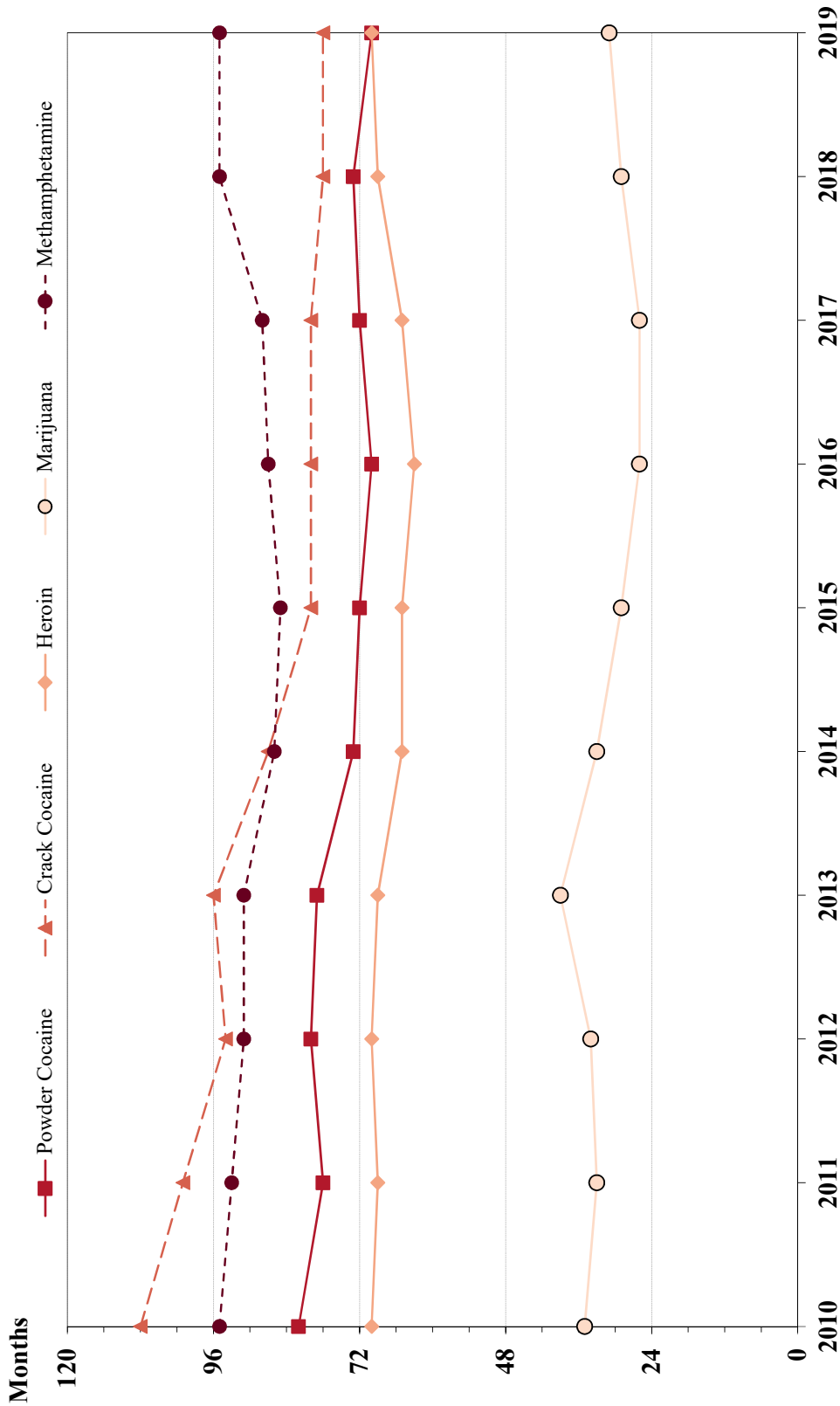
Figure D-4
NUMBER OF DRUG TRAFFICKING OFFENDERS
BY MAJOR DRUG TYPE OVER TIME¹
Fiscal Years 2010 - 2019



¹ Only offenders sentenced under §§2D1.1 (Drug Trafficking), 2D1.2 (Protected Locations), 2D1.5 (Continuing Criminal Enterprise), 2D1.6 (Use of a Communication Facility), 2D1.8 (Rent/Manage Drug Establishment), 2D1.10 (Endangering Human Life While Manufacturing), or 2D1.14 (Narco-Terrorism) are depicted in this figure. Additional cases were excluded due to missing information on drug type. Descriptions of variables used in this figure are provided in Appendix A.

SOURCE: U.S. Sentencing Commission, 2010 - 2019 Datafiles, USSCFY10 - USSCFY19.

Figure D-5
SENTENCE LENGTH OF DRUG TRAFFICKING OFFENDERS
BY MAJOR DRUG TYPE OVER TIME¹
Fiscal Years 2010 - 2019



¹ Only offenders sentenced under §§2D1.1 (Drug Trafficking), 2D1.2 (Protected Locations), 2D1.5 (Continuing Criminal Enterprise), 2D1.6 (Use of a Communication Facility), 2D1.8 (Rent/Manage Drug Establishment), 2D1.10 (Endangering Human Life While Manufacturing), or 2D1.14 (Narco-Terrorism) are depicted in this figure. Sentences of 470 months or greater (including life) and probation were included in the sentence average computations as 470 months and zero months, respectively. The information in this figure includes conditions of confinement as described in USSC §5C1.1. Cases missing drug type or sentencing information were also excluded. Descriptions of variables used in this figure are provided in Appendix A.

SOURCE: U.S. Sentencing Commission, 2010 - 2019 Datafiles, USSCFY10 - USSCFY19.