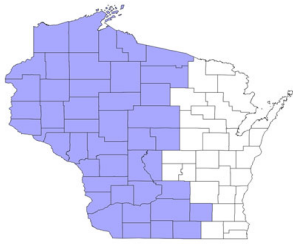


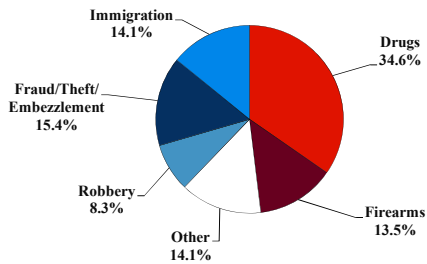
District at a Glance

Western District of Wisconsin

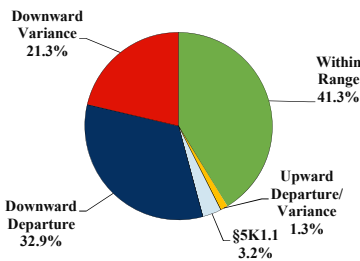
Fiscal Year 2018



Type of Crime



Sentence Imposed Relative to the Guideline Range



SENTENCING INFORMATION BY TYPE OF CRIME

	TOTAL	Immigration	Drug Trafficking	Firearms	Fraud/Theft /Embezzle	Robbery	Child Porn	Money Laundering	All Other
Total	156	22	54	21	24	13	5	2	15
Mean Sentence (months)	64	9	80	45	27	149	36	--	108
Median Sentence (months)	42	6	72	42	6	120	37	--	24

IMPRISONMENT

Total Receiving Imprisonment	136	22	51	19	12	13	5	2	12
Prison Only	136	22	51	19	12	13	5	2	12
Up to 12 Months	21	13	3	1	1	0	2	0	1
13 to 60 Months	59	9	17	15	8	0	2	2	6
61 to 120 Months	31	0	20	2	1	7	1	0	0
Over 120 Months	25	0	11	1	2	6	0	0	5
Prison and Alternatives	0	0	0	0	0	0	0	0	0

PROBATION

Total Receiving Probation	16	0	3	2	11	0	0	0	0
Probation Only	15	0	3	2	10	0	0	0	0
Probation and Alternatives	1	0	0	0	1	0	0	0	0

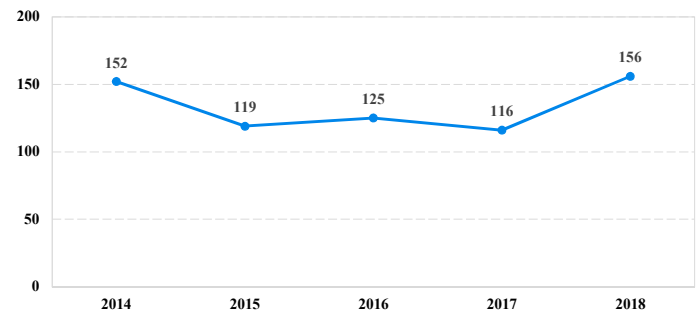
FINE ONLY

Total	4	0	0	0	1	0	0	0	3
--------------	----------	----------	----------	----------	----------	----------	----------	----------	----------

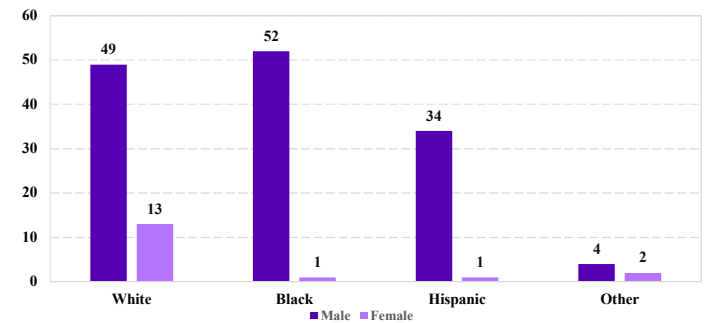
Cases with indeterminable sentence terms are excluded from the calculation of the Mean Sentence or Median Sentence category. Sentences greater than 470 months and probation were included in the sentence average computations as 470 months and zero months, respectively. Cases in the Total Receiving Prison and Total Receiving Probation categories total 100 percent of all cases. Cases missing information required for a specific analysis were excluded from that analysis. Descriptions of variables used in this analysis are provided in Appendix A.

SOURCE: U.S. Sentencing Commission, 2018 Datafile, USSCFY18.

Number of Federal Offenders Over Time



Race and Gender



Citizenship, Guilty Pleas, and Trials

