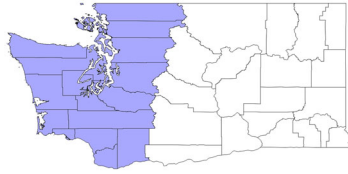


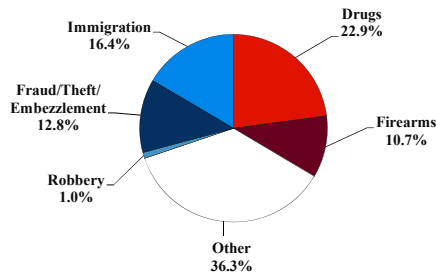
District at a Glance

Western District of Washington

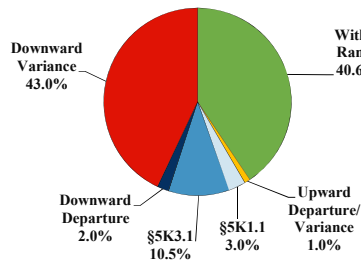
Fiscal Year 2018



Type of Crime



Sentence Imposed Relative to the Guideline Range



SENTENCING INFORMATION BY TYPE OF CRIME

	TOTAL	Immigration	Drug Trafficking	Firearms	Fraud/Theft /Embezzle	Robbery	Child Porn	Money Laundering	All Other
Total	507	83	109	54	65	5	18	23	150
Mean Sentence (months)	32	7	61	30	20	84	124	69	13
Median Sentence (months)	11	4	60	24	2	60	96	60	0

IMPRISONMENT

Total Receiving Imprisonment	439	83	109	52	40	5	18	21	111
Prison Only	428	83	109	50	36	5	17	21	107
Up to 12 Months	179	69	6	3	13	0	1	1	86
13 to 60 Months	166	14	57	46	16	2	5	12	14
61 to 120 Months	58	0	39	1	5	2	5	4	2
Over 120 Months	25	0	7	0	2	1	6	4	5
Prison and Alternatives	11	0	0	2	4	0	1	0	4

PROBATION

Total Receiving Probation	28	0	0	2	18	0	0	2	6
Probation Only	24	0	0	1	16	0	0	1	6
Probation and Alternatives	4	0	0	1	2	0	0	1	0

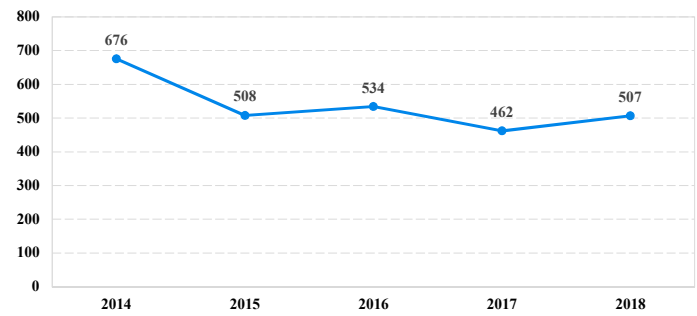
FINE ONLY

Total	40	0	0	0	7	0	0	0	33
--------------	-----------	----------	----------	----------	----------	----------	----------	----------	-----------

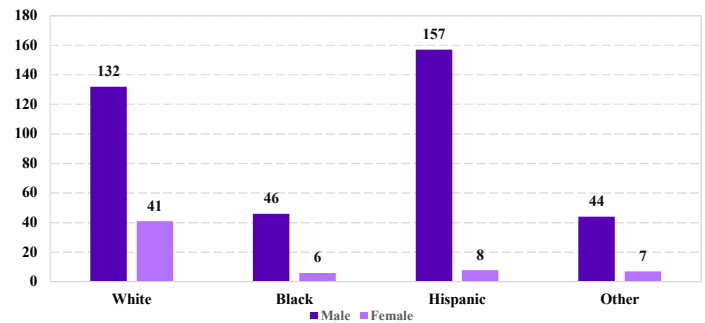
Cases with indeterminable sentence terms are excluded from the calculation of the Mean Sentence or Median Sentence category. Sentences greater than 470 months and probation were included in the sentence average computations as 470 months and zero months, respectively. Cases in the Total Receiving Prison and Total Receiving Probation categories total 100 percent of all cases. Cases missing information required for a specific analysis were excluded from that analysis. Descriptions of variables used in this analysis are provided in Appendix A.

SOURCE: U.S. Sentencing Commission, 2018 Datafile, USSCFY18.

Number of Federal Offenders Over Time



Race and Gender



Citizenship, Guilty Pleas, and Trials

