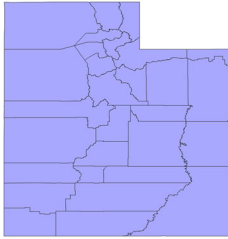


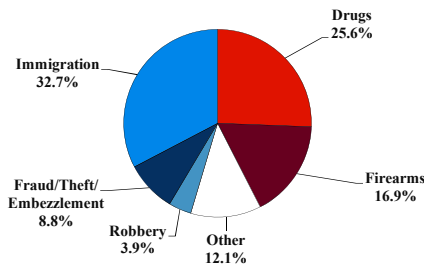
# District at a Glance

## District of Utah

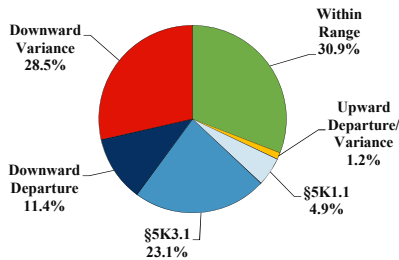
### Fiscal Year 2018



#### Type of Crime



#### Sentence Imposed Relative to the Guideline Range



#### SENTENCING INFORMATION BY TYPE OF CRIME

	TOTAL	Immigration	Drug Trafficking	Firearms	Fraud/Theft /Embezzle	Robbery	Child Porn	Money Laundering	All Other
<b>Total</b>	<b>692</b>	<b>226</b>	<b>165</b>	<b>117</b>	<b>61</b>	<b>27</b>	<b>17</b>	<b>12</b>	<b>67</b>
Mean Sentence (months)	35	7	66	32	18	72	60	27	52
Median Sentence (months)	21	2	60	27	10	68	48	26	14

#### IMPRISONMENT

<b>Total Receiving Imprisonment</b>	<b>586</b>	<b>169</b>	<b>159</b>	<b>109</b>	<b>40</b>	<b>26</b>	<b>17</b>	<b>12</b>	<b>54</b>
Prison Only	580	169	158	106	39	26	16	12	54
Up to 12 Months	167	114	10	14	9	1	2	1	16
13 to 60 Months	292	55	82	79	26	9	10	11	20
61 to 120 Months	86	0	49	13	4	11	3	0	6
Over 120 Months	35	0	17	0	0	5	1	0	12
Prison and Alternatives	6	0	1	3	1	0	1	0	0

#### PROBATION

<b>Total Receiving Probation</b>	<b>106</b>	<b>57</b>	<b>6</b>	<b>8</b>	<b>21</b>	<b>1</b>	<b>0</b>	<b>0</b>	<b>13</b>
Probation Only	106	57	6	8	21	1	0	0	13
Probation and Alternatives	0	0	0	0	0	0	0	0	0

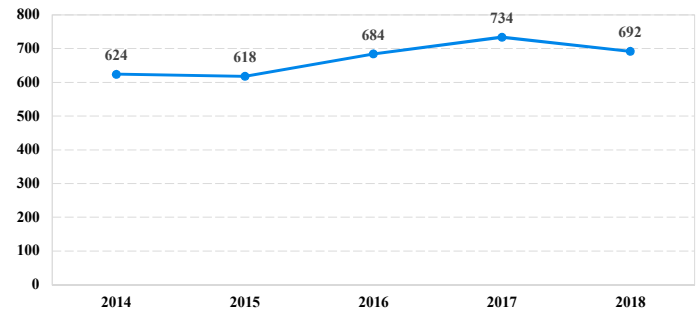
#### FINE ONLY

<b>Total</b>	<b>0</b>	<b>0</b>	<b>0</b>	<b>0</b>	<b>0</b>	<b>0</b>	<b>0</b>	<b>0</b>	<b>0</b>
--------------	----------	----------	----------	----------	----------	----------	----------	----------	----------

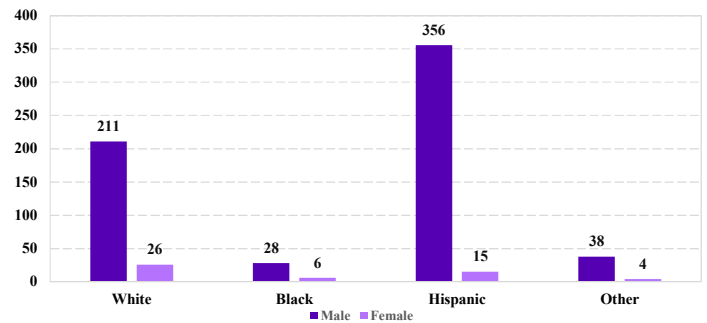
Cases with indeterminable sentence terms are excluded from the calculation of the Mean Sentence or Median Sentence category. Sentences greater than 470 months and probation were included in the sentence average computations as 470 months and zero months, respectively. Cases in the Total Receiving Prison and Total Receiving Probation categories total 100 percent of all cases. Cases missing information required for a specific analysis were excluded from that analysis. Descriptions of variables used in this analysis are provided in Appendix A.

SOURCE: U.S. Sentencing Commission, 2018 Datafile, USSCFY18.

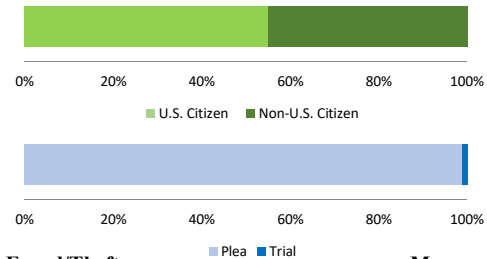
#### Number of Federal Offenders Over Time



#### Race and Gender



#### Citizenship, Guilty Pleas, and Trials



Legend: U.S. Citizen (light green), Non-U.S. Citizen (dark green)

Legend: Plea (light blue), Trial (dark blue)