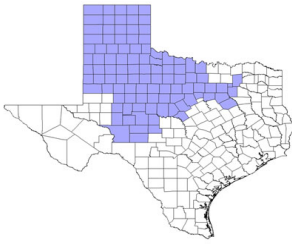


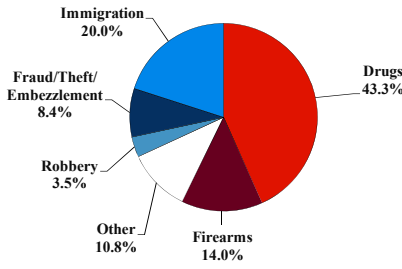
District at a Glance

Northern District of Texas

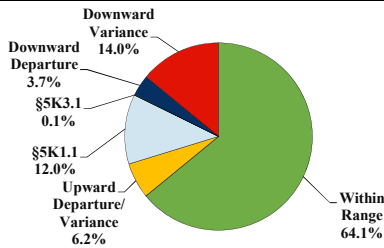
Fiscal Year 2018



Type of Crime



Sentence Imposed Relative to the Guideline Range



SENTENCING INFORMATION BY TYPE OF CRIME

	TOTAL	Immigration	Drug Trafficking	Firearms	Fraud/Theft /Embezzle	Robbery	Child Porn	Money Laundering	All Other
Total	1,484	297	639	208	124	52	32	16	116
Mean Sentence (months)	83	22	119	63	34	103	148	109	104
Median Sentence (months)	57	18	97	55	26	93	135	82	37

IMPRISONMENT

Total Receiving Imprisonment	1,424	296	626	206	100	52	32	15	97
Prison Only	1,422	296	626	206	99	52	32	15	96
Up to 12 Months	134	97	6	6	14	0	1	0	10
13 to 60 Months	633	187	193	123	69	12	5	6	38
61 to 120 Months	308	12	170	61	14	23	8	4	16
Over 120 Months	347	0	257	16	2	17	18	5	32
Prison and Alternatives	2	0	0	0	1	0	0	0	1

PROBATION

Total Receiving Probation	59	1	12	2	24	0	0	1	19
Probation Only	52	1	12	1	21	0	0	1	16
Probation and Alternatives	7	0	0	1	3	0	0	0	3

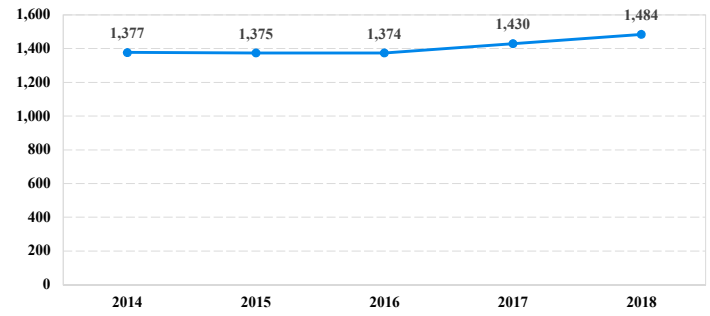
FINE ONLY

Total	1	0	1	0	0	0	0	0	0
--------------	----------	----------	----------	----------	----------	----------	----------	----------	----------

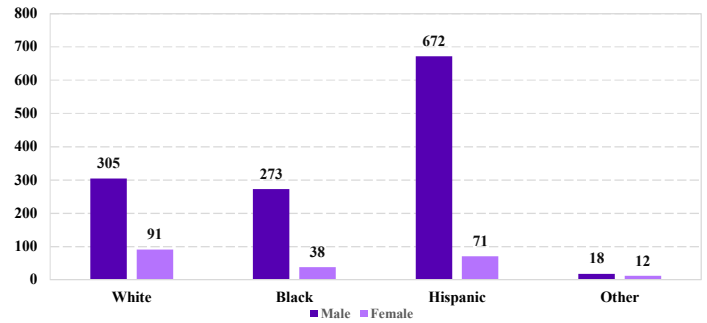
Cases with indeterminable sentence terms are excluded from the calculation of the Mean Sentence or Median Sentence category. Sentences greater than 470 months and probation were included in the sentence average computations as 470 months and zero months, respectively. Cases in the Total Receiving Prison and Total Receiving Probation categories total 100 percent of all cases. Cases missing information required for a specific analysis were excluded from that analysis. Descriptions of variables used in this analysis are provided in Appendix A.

SOURCE: U.S. Sentencing Commission, 2018 Datafile, USSCFY18.

Number of Federal Offenders Over Time



Race and Gender



Citizenship, Guilty Pleas, and Trials

