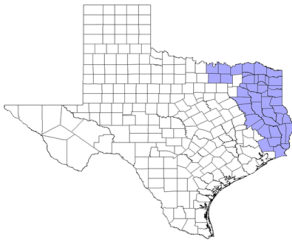


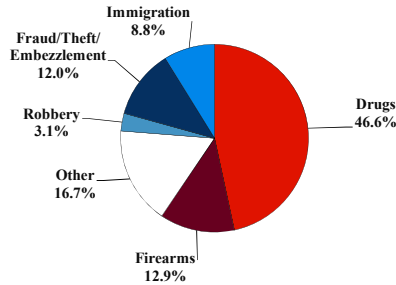
# District at a Glance

## Eastern District of Texas

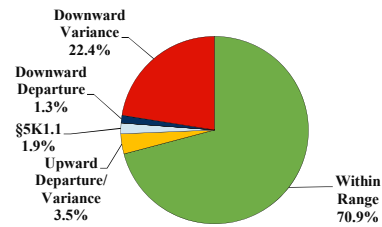
### Fiscal Year 2018



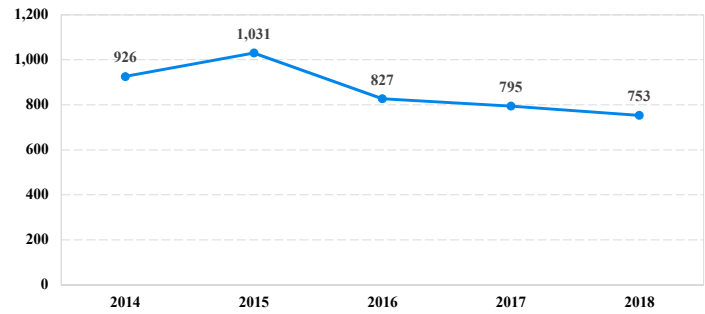
#### Type of Crime



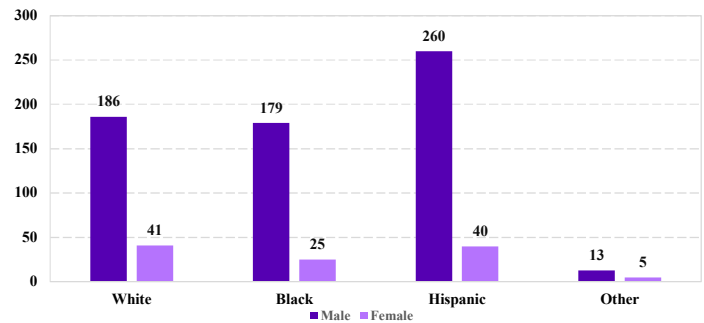
#### Sentence Imposed Relative to the Guideline Range



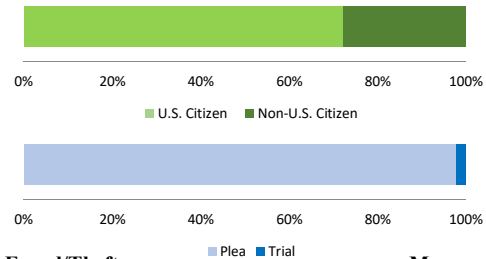
#### Number of Federal Offenders Over Time



#### Race and Gender



#### Citizenship, Guilty Pleas, and Trials



#### SENTENCING INFORMATION BY TYPE OF CRIME

	TOTAL	Immigration	Drug Trafficking	Firearms	Fraud/Theft /Embezzle	Robbery	Child Porn	Money Laundering	All Other
	753	66	350	97	90	23	14	22	91
Mean Sentence (months)	88	21	129	64	23	129	112	60	60
Median Sentence (months)	63	15	120	48	12	97	114	56	20

#### IMPRISONMENT

	TOTAL	Immigration	Drug Trafficking	Firearms	Fraud/Theft /Embezzle	Robbery	Child Porn	Money Laundering	All Other
<b>Total Receiving Imprisonment</b>	<b>703</b>	<b>64</b>	<b>346</b>	<b>91</b>	<b>69</b>	<b>22</b>	<b>14</b>	<b>22</b>	<b>75</b>
Prison Only	699	63	346	91	68	22	14	21	74
Up to 12 Months	64	18	7	2	23	0	0	0	14
13 to 60 Months	254	42	63	56	39	2	1	12	39
61 to 120 Months	185	3	119	28	3	11	8	8	5
Over 120 Months	196	0	157	5	3	9	5	1	16
Prison and Alternatives	4	1	0	0	1	0	0	1	1

#### PROBATION

	TOTAL	Immigration	Drug Trafficking	Firearms	Fraud/Theft /Embezzle	Robbery	Child Porn	Money Laundering	All Other
<b>Total Receiving Probation</b>	<b>50</b>	<b>2</b>	<b>4</b>	<b>6</b>	<b>21</b>	<b>1</b>	<b>0</b>	<b>0</b>	<b>16</b>
Probation Only	37	2	3	4	13	1	0	0	14
Probation and Alternatives	13	0	1	2	8	0	0	0	2

#### FINE ONLY

	0	0	0	0	0	0	0	0	0
--	---	---	---	---	---	---	---	---	---

Cases with indeterminable sentence terms are excluded from the calculation of the Mean Sentence or Median Sentence category. Sentences greater than 470 months and probation were included in the sentence average computations as 470 months and zero months, respectively. Cases in the Total Receiving Prison and Total Receiving Probation categories total 100 percent of all cases. Cases missing information required for a specific analysis were excluded from that analysis. Descriptions of variables used in this analysis are provided in Appendix A.

SOURCE: U.S. Sentencing Commission, 2018 Datafile, USSCFY18.