

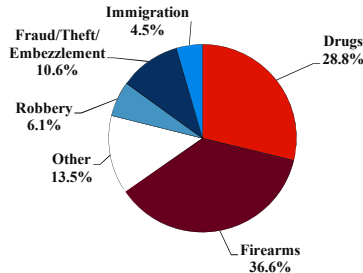
District at a Glance

Western District of Tennessee

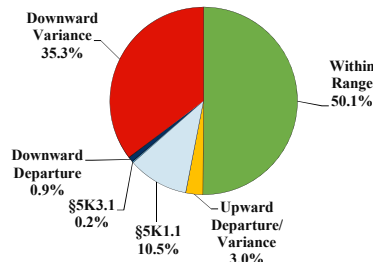
Fiscal Year 2018



Type of Crime



Sentence Imposed Relative to the Guideline Range



SENTENCING INFORMATION BY TYPE OF CRIME

	TOTAL	Immigration	Drug Trafficking	Firearms	Fraud/Theft /Embezzle	Robbery	Child Porn	Money Laundering	All Other
Total	445	20	128	163	47	27	7	13	40
Mean Sentence (months)	67	11	89	56	21	140	107	81	65
Median Sentence (months)	48	7	72	46	12	108	97	60	25

IMPRISONMENT

Total Receiving Imprisonment	428	20	126	159	39	27	7	13	37
Prison Only	401	20	120	152	30	26	7	12	34
Up to 12 Months	32	12	4	5	6	0	0	0	5
13 to 60 Months	195	8	46	92	20	3	1	6	19
61 to 120 Months	114	0	38	48	4	12	5	3	4
Over 120 Months	60	0	32	7	0	11	1	3	6
Prison and Alternatives	27	0	6	7	9	1	0	1	3

PROBATION

Total Receiving Probation	17	0	2	4	8	0	0	0	3
Probation Only	9	0	1	1	5	0	0	0	2
Probation and Alternatives	8	0	1	3	3	0	0	0	1

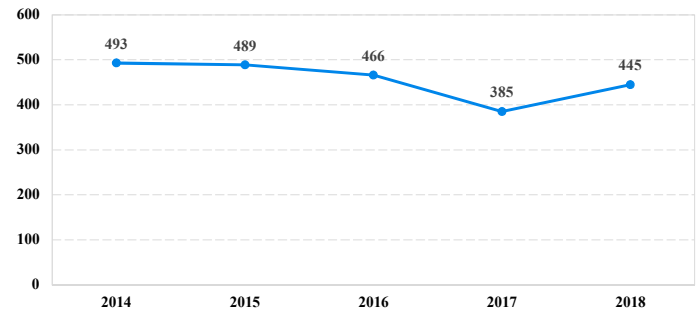
FINE ONLY

Total	0	0	0	0	0	0	0	0	0
--------------	----------	----------	----------	----------	----------	----------	----------	----------	----------

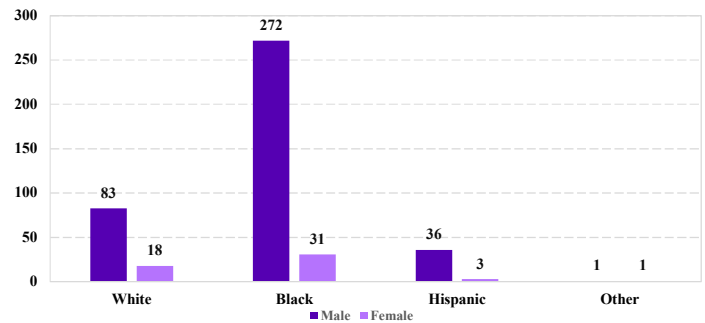
Cases with indeterminable sentence terms are excluded from the calculation of the Mean Sentence or Median Sentence category. Sentences greater than 470 months and probation were included in the sentence average computations as 470 months and zero months, respectively. Cases in the Total Receiving Prison and Total Receiving Probation categories total 100 percent of all cases. Cases missing information required for a specific analysis were excluded from that analysis. Descriptions of variables used in this analysis are provided in Appendix A.

SOURCE: U.S. Sentencing Commission, 2018 Datafile, USSCFY18.

Number of Federal Offenders Over Time



Race and Gender



Citizenship, Guilty Pleas, and Trials

