

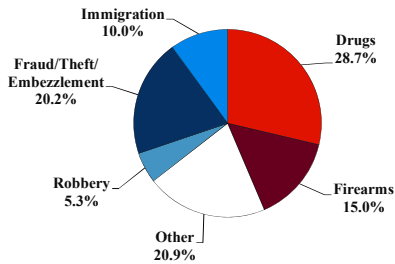
District at a Glance

Middle District of Tennessee

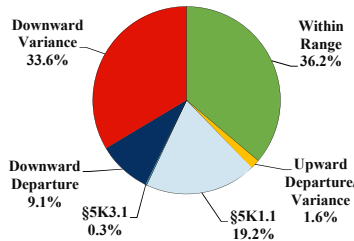
Fiscal Year 2018



Type of Crime



Sentence Imposed Relative to the Guideline Range



SENTENCING INFORMATION BY TYPE OF CRIME

	TOTAL	Immigration	Drug Trafficking	Firearms	Fraud/Theft /Embezzle	Robbery	Child Porn	Money Laundering	All Other
Total	321	32	76	48	65	17	2	10	71
Mean Sentence (months)	52	12	86	61	19	99	--	99	36
Median Sentence (months)	25	7	72	57	3	57	--	84	0

IMPRISONMENT

Total Receiving Imprisonment	259	32	76	46	39	17	2	9	38
Prison Only	242	32	73	40	35	16	2	9	35
Up to 12 Months	61	22	3	3	11	0	0	1	21
13 to 60 Months	86	10	23	17	20	8	1	1	6
61 to 120 Months	64	0	34	18	2	2	0	6	2
Over 120 Months	31	0	13	2	2	6	1	1	6
Prison and Alternatives	17	0	3	6	4	1	0	0	3

PROBATION

Total Receiving Probation	33	0	0	2	24	0	0	1	6
Probation Only	24	0	0	0	18	0	0	1	5
Probation and Alternatives	9	0	0	2	6	0	0	0	1

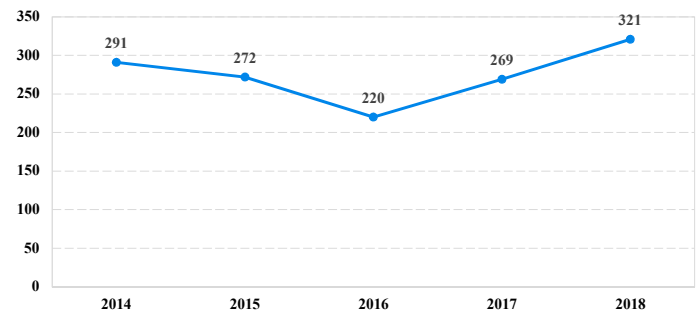
FINE ONLY

Total	29	0	0	0	2	0	0	0	27
--------------	-----------	----------	----------	----------	----------	----------	----------	----------	-----------

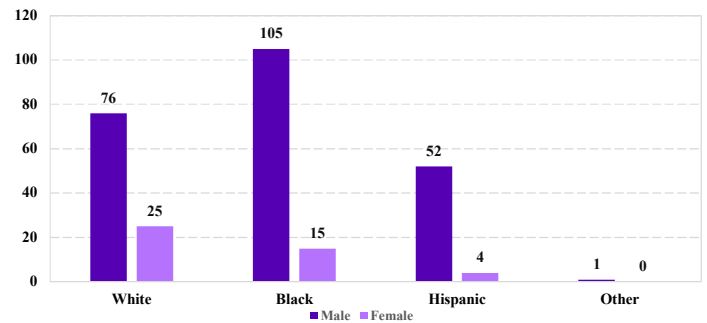
Cases with indeterminable sentence terms are excluded from the calculation of the Mean Sentence or Median Sentence category. Sentences greater than 470 months and probation were included in the sentence average computations as 470 months and zero months, respectively. Cases in the Total Receiving Prison and Total Receiving Probation categories total 100 percent of all cases. Cases missing information required for a specific analysis were excluded from that analysis. Descriptions of variables used in this analysis are provided in Appendix A.

SOURCE: U.S. Sentencing Commission, 2018 Datafile, USSCFY18.

Number of Federal Offenders Over Time



Race and Gender



Citizenship, Guilty Pleas, and Trials

