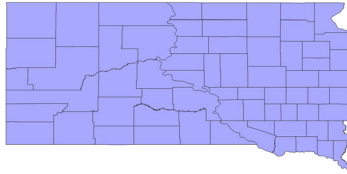


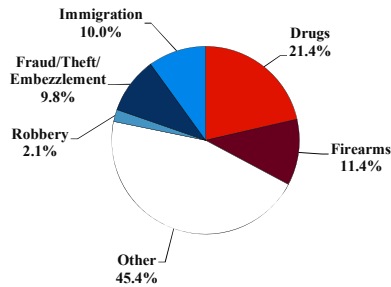
District at a Glance

District of South Dakota

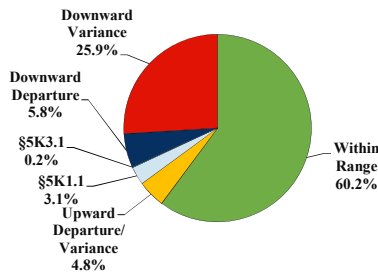
Fiscal Year 2018



Type of Crime



Sentence Imposed Relative to the Guideline Range



SENTENCING INFORMATION BY TYPE OF CRIME

	TOTAL	Immigration	Drug Trafficking	Firearms	Fraud/Theft /Embezzle	Robbery	Child Porn	Money Laundering	All Other
Total	482	48	96	55	47	10	20	2	204
Mean Sentence (months)	56	3	104	34	15	86	91	--	55
Median Sentence (months)	24	2	86	30	6	75	75	--	21

IMPRISONMENT

Total Receiving Imprisonment	441	48	93	53	32	10	18	2	185
Prison Only	420	48	89	50	31	10	18	2	172
Up to 12 Months	116	46	9	8	16	0	0	0	37
13 to 60 Months	179	2	25	33	12	4	6	1	96
61 to 120 Months	66	0	26	9	2	5	10	1	13
Over 120 Months	59	0	29	0	1	1	2	0	26
Prison and Alternatives	21	0	4	3	1	0	0	0	13

PROBATION

Total Receiving Probation	40	0	3	2	15	0	2	0	18
Probation Only	36	0	3	2	14	0	2	0	15
Probation and Alternatives	4	0	0	0	1	0	0	0	3

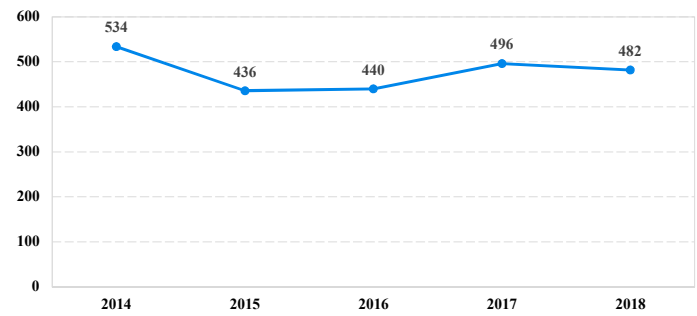
FINE ONLY

Total	1	0	0	0	0	0	0	0	1
--------------	----------	----------	----------	----------	----------	----------	----------	----------	----------

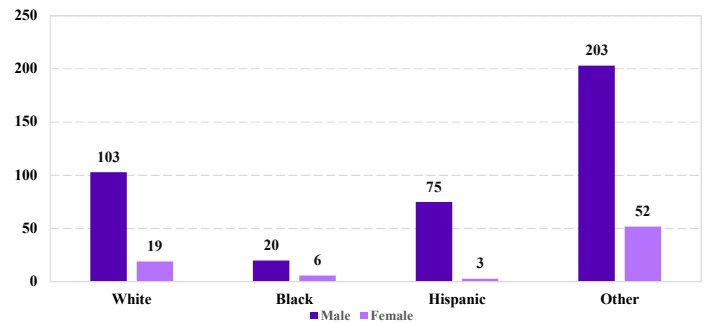
Cases with indeterminable sentence terms are excluded from the calculation of the Mean Sentence or Median Sentence category. Sentences greater than 470 months and probation were included in the sentence average computations as 470 months and zero months, respectively. Cases in the Total Receiving Prison and Total Receiving Probation categories total 100 percent of all cases. Cases missing information required for a specific analysis were excluded from that analysis. Descriptions of variables used in this analysis are provided in Appendix A.

SOURCE: U.S. Sentencing Commission, 2018 Datafile, USSCFY18.

Number of Federal Offenders Over Time



Race and Gender



Citizenship, Guilty Pleas, and Trials

