

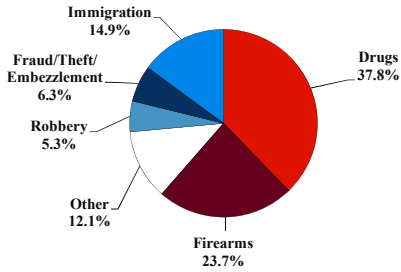
District at a Glance

Puerto Rico

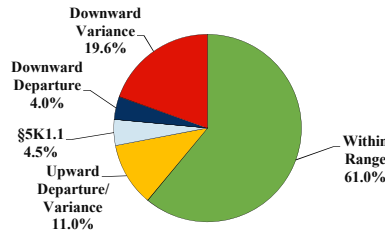
Fiscal Year 2018



Type of Crime



Sentence Imposed Relative to the Guideline Range



SENTENCING INFORMATION BY TYPE OF CRIME

	TOTAL	Immigration	Drug Trafficking	Firearms	Fraud/Theft /Embezzle	Robbery	Child Porn	Money Laundering	All Other
Total	760	113	285	180	48	40	16	19	59
Mean Sentence (months)	56	11	80	40	9	106	49	53	89
Median Sentence (months)	37	9	70	33	7	100	59	24	27

IMPRISONMENT

Total Receiving Imprisonment	697	101	279	175	22	38	16	15	51
Prison Only	664	101	271	166	16	35	13	14	48
Up to 12 Months	107	59	11	14	8	0	3	3	9
13 to 60 Months	302	41	87	132	8	6	5	5	18
61 to 120 Months	187	1	133	19	0	18	5	3	8
Over 120 Months	68	0	40	1	0	11	0	3	13
Prison and Alternatives	33	0	8	9	6	3	3	1	3

PROBATION

Total Receiving Probation	63	12	6	5	26	2	0	4	8
Probation Only	46	12	3	3	16	1	0	4	7
Probation and Alternatives	17	0	3	2	10	1	0	0	1

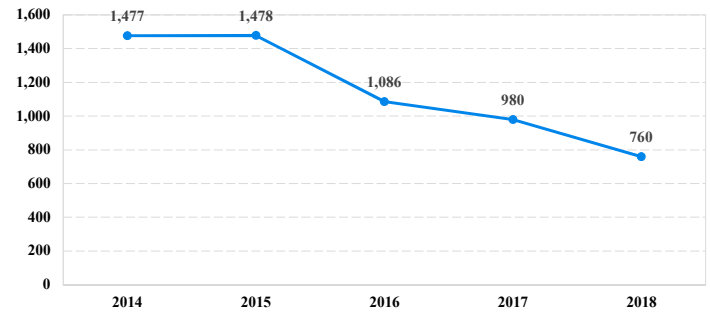
FINE ONLY

Total	0	0	0	0	0	0	0	0	0
--------------	----------	----------	----------	----------	----------	----------	----------	----------	----------

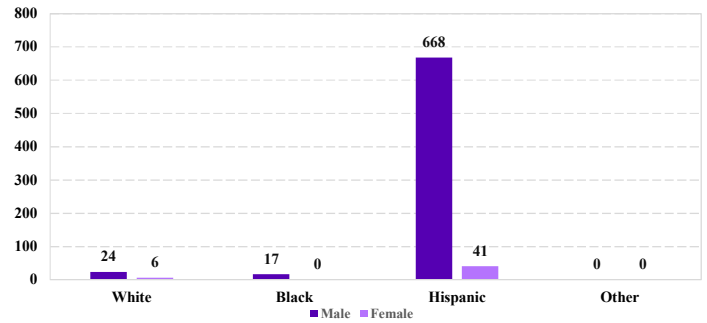
Cases with indeterminable sentence terms are excluded from the calculation of the Mean Sentence or Median Sentence category. Sentences greater than 470 months and probation were included in the sentence average computations as 470 months and zero months, respectively. Cases in the Total Receiving Prison and Total Receiving Probation categories total 100 percent of all cases. Cases missing information required for a specific analysis were excluded from that analysis. Descriptions of variables used in this analysis are provided in Appendix A.

SOURCE: U.S. Sentencing Commission, 2018 Datafile, USSCFY18.

Number of Federal Offenders Over Time



Race and Gender



Citizenship, Guilty Pleas, and Trials

