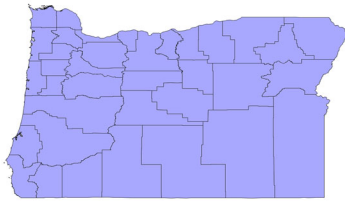


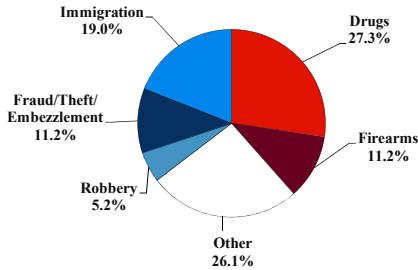
District at a Glance

District of Oregon

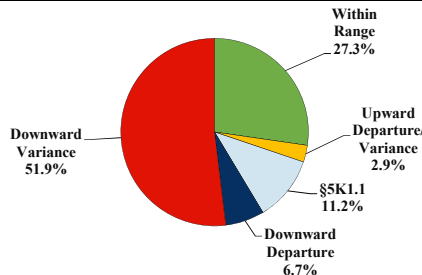
Fiscal Year 2018



Type of Crime



Sentence Imposed Relative to the Guideline Range



SENTENCING INFORMATION BY TYPE OF CRIME

	TOTAL	Immigration	Drug Trafficking	Firearms	Fraud/Theft /Embezzle	Robbery	Child Porn	Money Laundering	All Other
TOTAL	421	80	114	47	47	22	13	16	82
Mean Sentence (months)	45	10	66	38	24	59	111	33	53
Median Sentence (months)	21	6	57	33	12	35	80	35	10

IMPRISONMENT

Total Receiving Imprisonment	362	78	108	44	28	20	13	12	59
Prison Only	342	78	104	42	27	17	13	12	49
Up to 12 Months	81	47	9	8	2	0	0	3	12
13 to 60 Months	159	29	50	25	19	9	2	7	18
61 to 120 Months	60	2	28	7	5	5	6	1	6
Over 120 Months	42	0	17	2	1	3	5	1	13
Prison and Alternatives	20	0	4	2	1	3	0	0	10

PROBATION

Total Receiving Probation	57	2	5	3	19	2	0	4	22
Probation Only	38	2	2	2	14	1	0	4	13
Probation and Alternatives	19	0	3	1	5	1	0	0	9

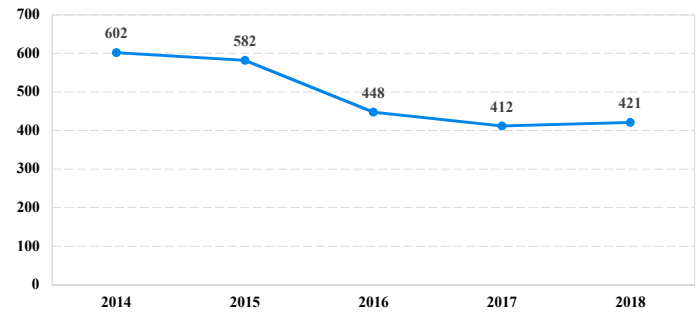
FINE ONLY

FINE ONLY	2	0	1	0	0	0	0	0	1
------------------	----------	----------	----------	----------	----------	----------	----------	----------	----------

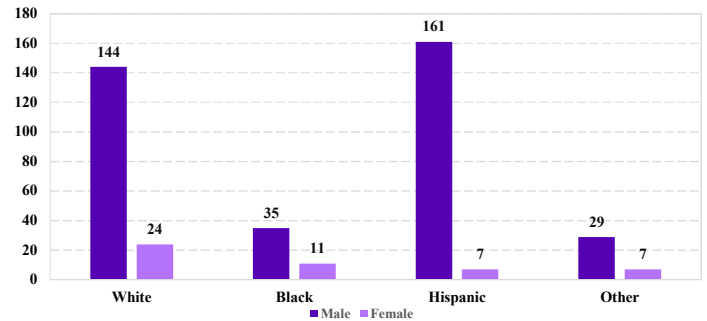
Cases with indeterminable sentence terms are excluded from the calculation of the Mean Sentence or Median Sentence category. Sentences greater than 470 months and probation were included in the sentence average computations as 470 months and zero months, respectively. Cases in the Total Receiving Prison and Total Receiving Probation categories total 100 percent of all cases. Cases missing information required for a specific analysis were excluded from that analysis. Descriptions of variables used in this analysis are provided in Appendix A.

SOURCE: U.S. Sentencing Commission, 2018 Datafile, USSCFY18.

Number of Federal Offenders Over Time



Race and Gender



Citizenship, Guilty Pleas, and Trials

