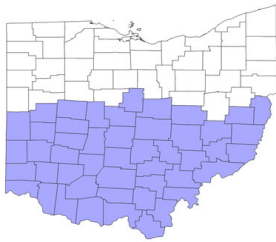


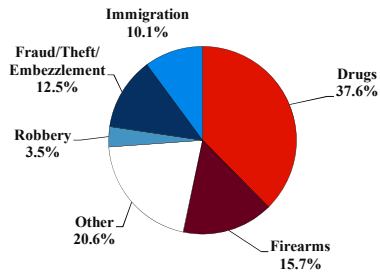
# District at a Glance

## Southern District of Ohio

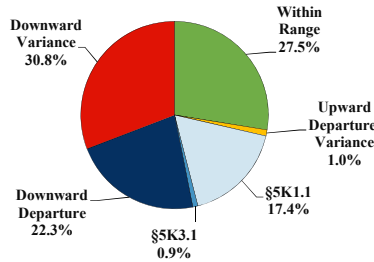
### Fiscal Year 2018



#### Type of Crime



#### Sentence Imposed Relative to the Guideline Range



#### SENTENCING INFORMATION BY TYPE OF CRIME

	TOTAL	Immigration	Drug Trafficking	Firearms	Fraud/Theft /Embezzle	Robbery	Child Porn	Money Laundering	All Other
<b>Total</b>	<b>574</b>	<b>58</b>	<b>211</b>	<b>90</b>	<b>72</b>	<b>20</b>	<b>27</b>	<b>23</b>	<b>73</b>
Mean Sentence (months)	47	7	58	39	12	76	85	53	71
Median Sentence (months)	30	6	48	37	6	53	84	41	30

#### IMPRISONMENT

<b>Total Receiving Imprisonment</b>	<b>516</b>	<b>55</b>	<b>211</b>	<b>87</b>	<b>39</b>	<b>20</b>	<b>27</b>	<b>22</b>	<b>55</b>
Prison Only	493	55	205	81	34	19	25	22	52
Up to 12 Months	80	50	9	6	6	0	0	6	3
13 to 60 Months	279	5	126	65	27	12	10	8	26
61 to 120 Months	93	0	58	10	1	2	10	4	8
Over 120 Months	41	0	12	0	0	5	5	4	15
Prison and Alternatives	23	0	6	6	5	1	2	0	3

#### PROBATION

<b>Total Receiving Probation</b>	<b>57</b>	<b>3</b>	<b>0</b>	<b>3</b>	<b>32</b>	<b>0</b>	<b>0</b>	<b>1</b>	<b>18</b>
Probation Only	38	2	0	2	21	0	0	0	13
Probation and Alternatives	19	1	0	1	11	0	0	1	5

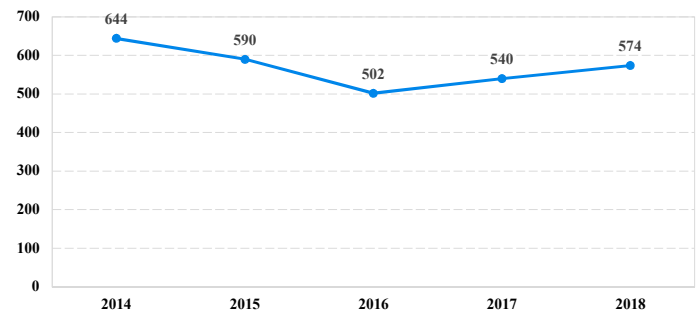
#### FINE ONLY

<b>FINE ONLY</b>	<b>1</b>	<b>0</b>	<b>0</b>	<b>0</b>	<b>1</b>	<b>0</b>	<b>0</b>	<b>0</b>	<b>0</b>
------------------	----------	----------	----------	----------	----------	----------	----------	----------	----------

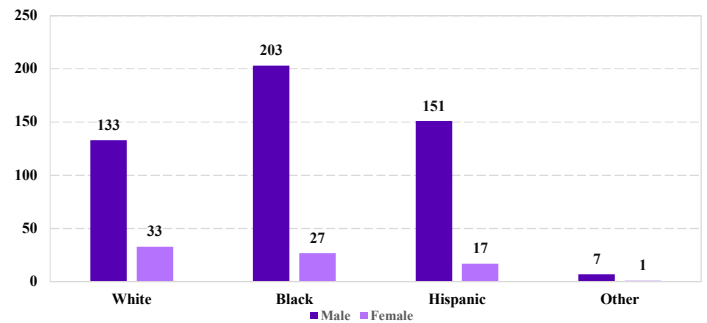
Cases with indeterminable sentence terms are excluded from the calculation of the Mean Sentence or Median Sentence category. Sentences greater than 470 months and probation were included in the sentence average computations as 470 months and zero months, respectively. Cases in the Total Receiving Prison and Total Receiving Probation categories total 100 percent of all cases. Cases missing information required for a specific analysis were excluded from that analysis. Descriptions of variables used in this analysis are provided in Appendix A.

SOURCE: U.S. Sentencing Commission, 2018 Datafile, USSCFY18.

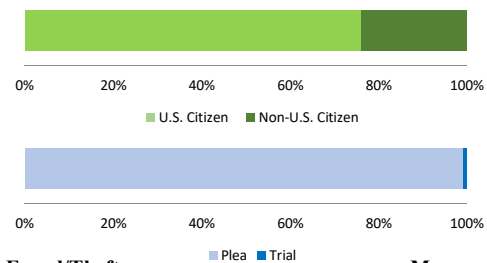
#### Number of Federal Offenders Over Time



#### Race and Gender



#### Citizenship, Guilty Pleas, and Trials



Legend: U.S. Citizen (light blue), Non-U.S. Citizen (dark blue)