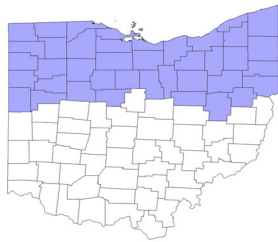


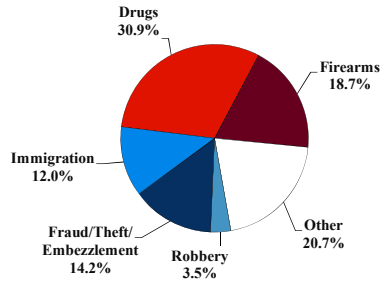
# District at a Glance

## Northern District of Ohio

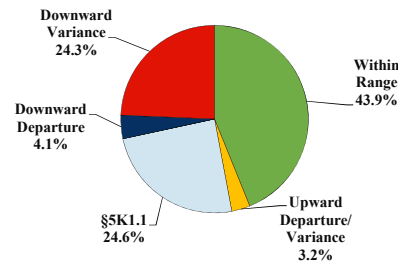
### Fiscal Year 2018



#### Type of Crime



#### Sentence Imposed Relative to the Guideline Range



#### SENTENCING INFORMATION BY TYPE OF CRIME

	TOTAL	Immigration	Drug Trafficking	Firearms	Fraud/Theft /Embezzle	Robbery	Child Porn	Money Laundering	All Other
<b>Total</b>	<b>716</b>	<b>86</b>	<b>221</b>	<b>134</b>	<b>102</b>	<b>25</b>	<b>35</b>	<b>63</b>	<b>50</b>
Mean Sentence (months)	58	6	80	56	19	130	122	40	77
Median Sentence (months)	36	4	60	48	12	87	96	24	13

#### IMPRISONMENT

<b>Total Receiving Imprisonment</b>	<b>654</b>	<b>84</b>	<b>212</b>	<b>128</b>	<b>71</b>	<b>25</b>	<b>35</b>	<b>59</b>	<b>40</b>
Prison Only	624	84	201	125	61	25	35	59	34
Up to 12 Months	122	72	8	3	13	0	0	19	7
13 to 60 Months	267	12	88	76	41	5	7	25	13
61 to 120 Months	149	0	62	41	7	12	14	10	3
Over 120 Months	86	0	43	5	0	8	14	5	11
Prison and Alternatives	30	0	11	3	10	0	0	0	6

#### PROBATION

<b>Total Receiving Probation</b>	<b>62</b>	<b>2</b>	<b>9</b>	<b>6</b>	<b>31</b>	<b>0</b>	<b>0</b>	<b>4</b>	<b>10</b>
Probation Only	30	2	7	1	12	0	0	2	6
Probation and Alternatives	32	0	2	5	19	0	0	2	4

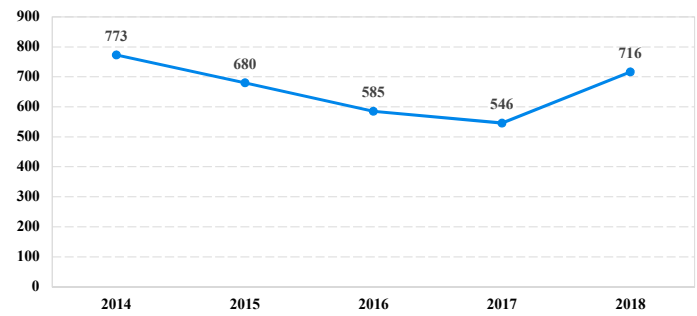
#### FINE ONLY

<b>Total</b>	<b>0</b>	<b>0</b>	<b>0</b>	<b>0</b>	<b>0</b>	<b>0</b>	<b>0</b>	<b>0</b>	<b>0</b>
--------------	----------	----------	----------	----------	----------	----------	----------	----------	----------

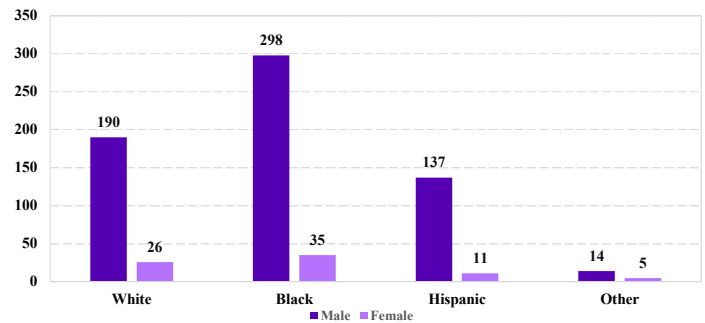
Cases with indeterminable sentence terms are excluded from the calculation of the Mean Sentence or Median Sentence category. Sentences greater than 470 months and probation were included in the sentence average computations as 470 months and zero months, respectively. Cases in the Total Receiving Prison and Total Receiving Probation categories total 100 percent of all cases. Cases missing information required for a specific analysis were excluded from that analysis. Descriptions of variables used in this analysis are provided in Appendix A.

SOURCE: U.S. Sentencing Commission, 2018 Datafile, USSCFY18.

#### Number of Federal Offenders Over Time



#### Race and Gender



#### Citizenship, Guilty Pleas, and Trials

