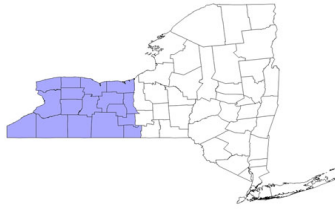
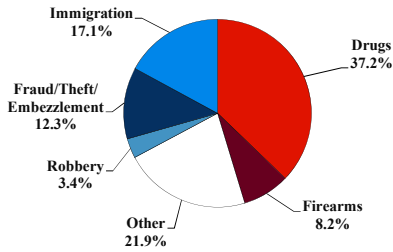


District at a Glance

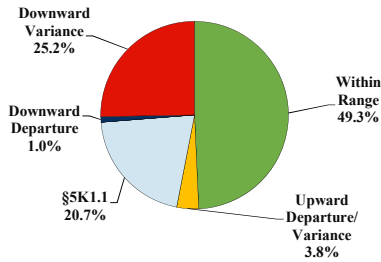
Western District of New York Fiscal Year 2018



Type of Crime



Sentence Imposed Relative to the Guideline Range



SENTENCING INFORMATION BY TYPE OF CRIME

	TOTAL	Immigration	Drug Trafficking	Firearms	Fraud/Theft /Embezzle	Robbery	Child Porn	Money Laundering	All Other
Total	503	86	183	41	62	17	20	16	78
Mean Sentence (months)	56	3	63	72	17	164	89	35	90
Median Sentence (months)	27	2	48	60	10	147	66	12	24

IMPRISONMENT

Total Receiving Imprisonment	450	84	173	39	41	17	20	15	61
Prison Only	437	84	169	39	38	17	19	15	56
Up to 12 Months	126	77	15	2	12	0	0	7	13
13 to 60 Months	171	7	87	21	24	4	9	5	14
61 to 120 Months	75	0	44	11	2	2	5	1	10
Over 120 Months	65	0	23	5	0	11	5	2	19
Prison and Alternatives	13	0	4	0	3	0	1	0	5

PROBATION

Total Receiving Probation	53	2	10	2	21	0	0	1	17
Probation Only	38	1	6	2	13	0	0	1	15
Probation and Alternatives	15	1	4	0	8	0	0	0	2

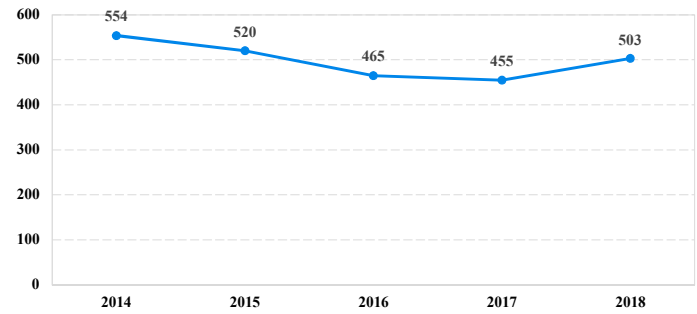
FINE ONLY

Total	0	0	0	0	0	0	0	0	0
--------------	----------	----------	----------	----------	----------	----------	----------	----------	----------

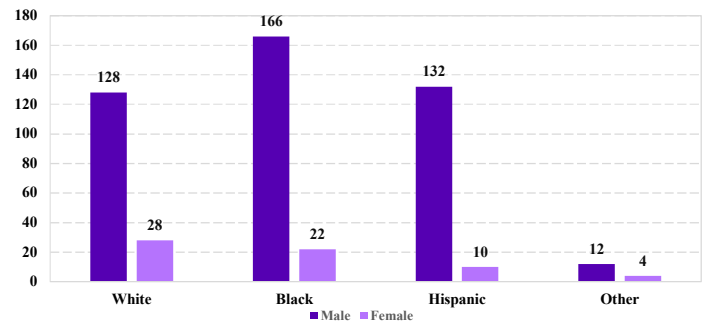
Cases with indeterminable sentence terms are excluded from the calculation of the Mean Sentence or Median Sentence category. Sentences greater than 470 months and probation were included in the sentence average computations as 470 months and zero months, respectively. Cases in the Total Receiving Prison and Total Receiving Probation categories total 100 percent of all cases. Cases missing information required for a specific analysis were excluded from that analysis. Descriptions of variables used in this analysis are provided in Appendix A.

SOURCE: U.S. Sentencing Commission, 2018 Datafile, USSCFY18.

Number of Federal Offenders Over Time



Race and Gender



Citizenship, Guilty Pleas, and Trials

