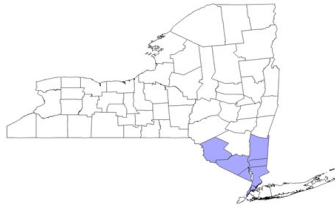


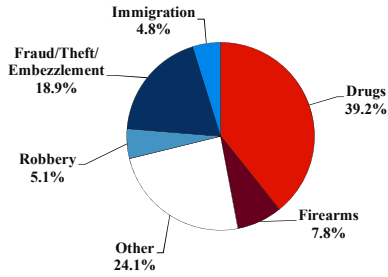
# District at a Glance

## Southern District of New York

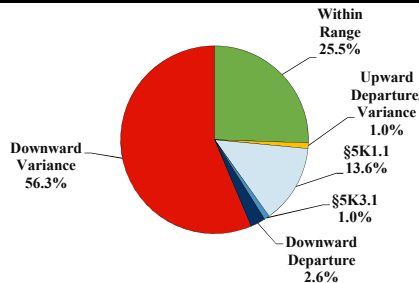
### Fiscal Year 2018



#### Type of Crime



#### Sentence Imposed Relative to the Guideline Range



#### SENTENCING INFORMATION BY TYPE OF CRIME

	TOTAL	Immigration	Drug Trafficking	Firearms	Fraud/Theft /Embezzle	Robbery	Child Porn	Money Laundering	All Other
<b>Total</b>	<b>1,446</b>	<b>70</b>	<b>561</b>	<b>113</b>	<b>273</b>	<b>74</b>	<b>12</b>	<b>52</b>	<b>291</b>
Mean Sentence (months)	50	13	55	60	22	54	51	33	72
Median Sentence (months)	30	8	48	27	12	38	36	12	24

#### IMPRISONMENT

<b>Total Receiving Imprisonment</b>	<b>1,374</b>	<b>70</b>	<b>559</b>	<b>112</b>	<b>236</b>	<b>73</b>	<b>12</b>	<b>46</b>	<b>266</b>
Prison Only	1,288	68	542	108	206	67	11	41	245
Up to 12 Months	287	42	83	16	63	12	2	14	55
13 to 60 Months	650	25	271	71	123	36	6	22	96
61 to 120 Months	222	0	138	10	17	14	2	2	39
Over 120 Months	129	1	50	11	3	5	1	3	55
Prison and Alternatives	86	2	17	4	30	6	1	5	21

#### PROBATION

<b>Total Receiving Probation</b>	<b>69</b>	<b>0</b>	<b>2</b>	<b>1</b>	<b>35</b>	<b>1</b>	<b>0</b>	<b>6</b>	<b>24</b>
Probation Only	53	0	0	1	26	1	0	6	19
Probation and Alternatives	16	0	2	0	9	0	0	0	5

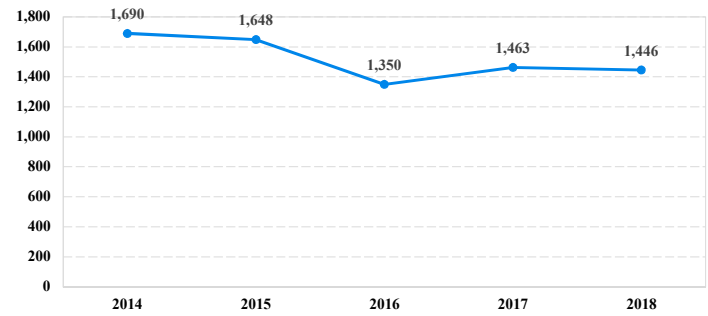
#### FINE ONLY

<b>Total</b>	<b>3</b>	<b>0</b>	<b>0</b>	<b>0</b>	<b>2</b>	<b>0</b>	<b>0</b>	<b>0</b>	<b>1</b>
--------------	----------	----------	----------	----------	----------	----------	----------	----------	----------

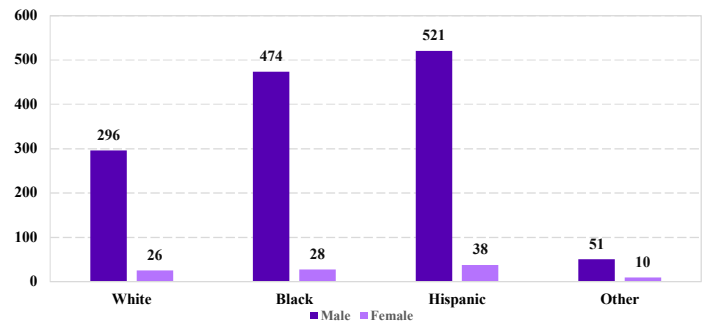
Cases with indeterminable sentence terms are excluded from the calculation of the Mean Sentence or Median Sentence category. Sentences greater than 470 months and probation were included in the sentence average computations as 470 months and zero months, respectively. Cases in the Total Receiving Prison and Total Receiving Probation categories total 100 percent of all cases. Cases missing information required for a specific analysis were excluded from that analysis. Descriptions of variables used in this analysis are provided in Appendix A.

SOURCE: U.S. Sentencing Commission, 2018 Datafile, USSCFY18.

#### Number of Federal Offenders Over Time



#### Race and Gender



#### Citizenship, Guilty Pleas, and Trials

