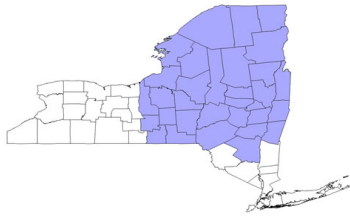


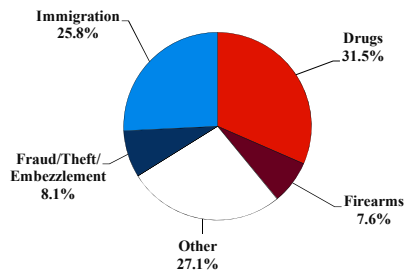
District at a Glance

Northern District of New York

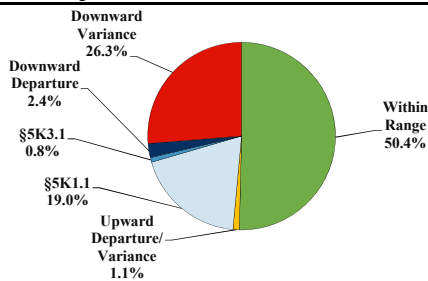
Fiscal Year 2018



Type of Crime



Sentence Imposed Relative to the Guideline Range



SENTENCING INFORMATION BY TYPE OF CRIME

	TOTAL	Immigration	Drug Trafficking	Firearms	Fraud/Theft /Embezzle	Robbery	Child Porn	Money Laundering	All Other
Total	384	99	120	29	31	0	21	12	72
Mean Sentence (months)	51	3	64	42	26	--	131	48	85
Median Sentence (months)	17	2	41	30	14	--	97	49	18

IMPRISONMENT

Total Receiving Imprisonment	349	98	115	25	23	0	21	12	55
Prison Only	330	97	104	22	21	0	21	12	53
Up to 12 Months	122	90	11	3	5	0	0	2	11
13 to 60 Months	110	7	54	10	13	0	2	6	18
61 to 120 Months	58	0	21	8	3	0	12	4	10
Over 120 Months	40	0	18	1	0	0	7	0	14
Prison and Alternatives	19	1	11	3	2	0	0	0	2

PROBATION

Total Receiving Probation	28	1	5	4	7	0	0	0	11
Probation Only	24	1	3	3	7	0	0	0	10
Probation and Alternatives	4	0	2	1	0	0	0	0	1

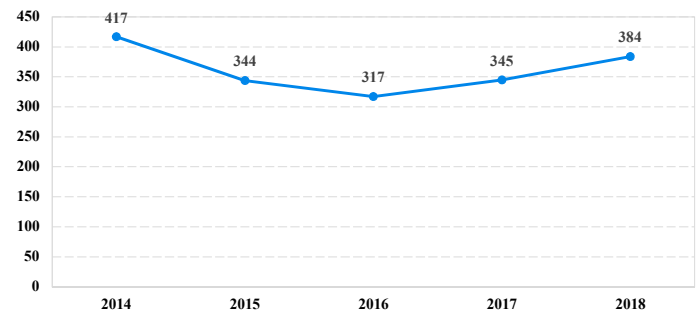
FINE ONLY

Total	7	0	0	0	1	0	0	0	6
--------------	----------	----------	----------	----------	----------	----------	----------	----------	----------

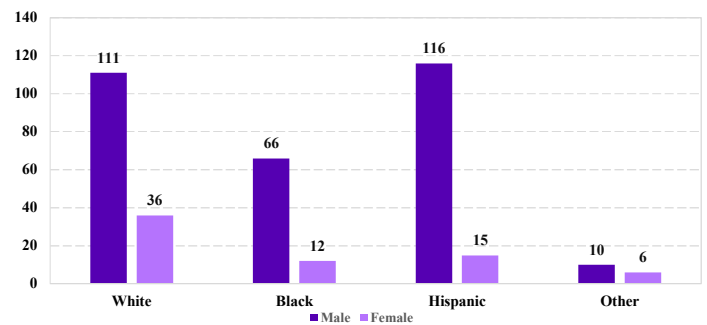
Cases with indeterminable sentence terms are excluded from the calculation of the Mean Sentence or Median Sentence category. Sentences greater than 470 months and probation were included in the sentence average computations as 470 months and zero months, respectively. Cases in the Total Receiving Prison and Total Receiving Probation categories total 100 percent of all cases. Cases missing information required for a specific analysis were excluded from that analysis. Descriptions of variables used in this analysis are provided in Appendix A.

SOURCE: U.S. Sentencing Commission, 2018 Datafile, USSCFY18.

Number of Federal Offenders Over Time



Race and Gender



Citizenship, Guilty Pleas, and Trials

