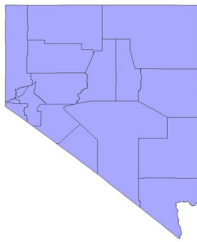


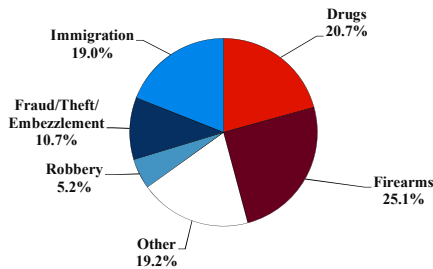
District at a Glance

District of Nevada

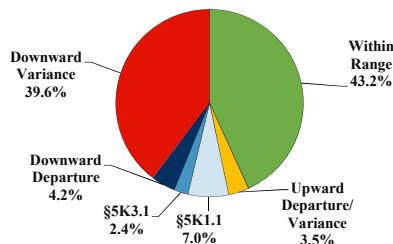
Fiscal Year 2018



Type of Crime



Sentence Imposed Relative to the Guideline Range



SENTENCING INFORMATION BY TYPE OF CRIME

	TOTAL	Immigration	Drug Trafficking	Firearms	Fraud/Theft /Embezzle	Robbery	Child Porn	Money Laundering	All Other
Total	458	87	91	115	49	24	26	7	59
Mean Sentence (months)	44	9	57	44	21	104	124	45	38
Median Sentence (months)	30	4	44	37	14	95	92	27	12

IMPRISONMENT

Total Receiving Imprisonment	418	84	81	115	39	24	26	4	45
Prison Only	383	84	76	101	32	19	25	4	42
Up to 12 Months	92	58	4	7	8	0	0	0	15
13 to 60 Months	189	26	45	69	21	4	6	1	17
61 to 120 Months	72	0	18	24	3	8	10	3	6
Over 120 Months	30	0	9	1	0	7	9	0	4
Prison and Alternatives	35	0	5	14	7	5	1	0	3

PROBATION

Total Receiving Probation	38	3	10	0	10	0	0	3	12
Probation Only	25	1	5	0	6	0	0	2	11
Probation and Alternatives	13	2	5	0	4	0	0	1	1

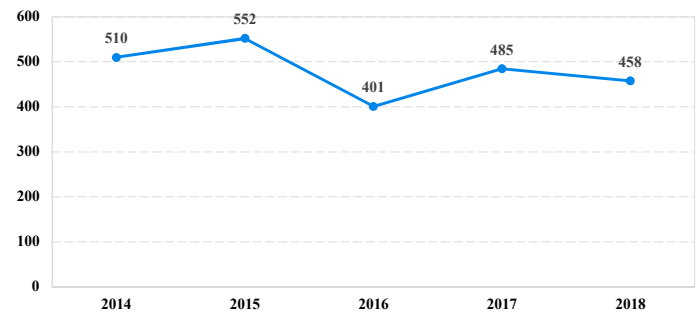
FINE ONLY

Total	2	0	0	0	0	0	0	0	2
--------------	----------	----------	----------	----------	----------	----------	----------	----------	----------

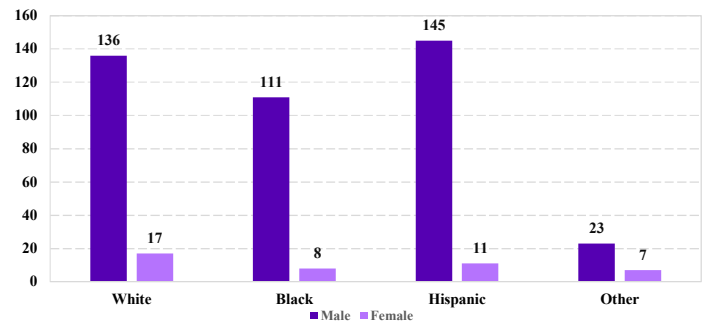
Cases with indeterminable sentence terms are excluded from the calculation of the Mean Sentence or Median Sentence category. Sentences greater than 470 months and probation were included in the sentence average computations as 470 months and zero months, respectively. Cases in the Total Receiving Prison and Total Receiving Probation categories total 100 percent of all cases. Cases missing information required for a specific analysis were excluded from that analysis. Descriptions of variables used in this analysis are provided in Appendix A.

SOURCE: U.S. Sentencing Commission, 2018 Datafile, USSCFY18.

Number of Federal Offenders Over Time



Race and Gender



Citizenship, Guilty Pleas, and Trials

